



Park centre

ANNUAL REPORT

2018-19

ABOUT CYBERPARK

Cyberpark, Kozhikode has been envisioned and conceptualized as a major IT hub catering to the northern part of Kerala for the development of IT/ITeS sector in the state after a trail-blazing performance with the success of Technopark, Trivandrum and Infopark, Kochi under Kerala IT.

Cyberpark, the first IT park promoted by the state in the Malabar region, was established under Cyberparks Kozhikode, an autonomous society registered under the Society Registration Act 1860, on 28th January 2009. The ultimate objective was to facilitate a space with state-of-the-art infrastructure along with supporting facilities for an IT ecosystem which would enhance the development of Information & Communication Technology, create direct and indirect Job opportunities, and parallelly contribute to the economic development of the state.

Cyberpark in association with KSITIL has leased out 5 acres of SEZ land from KSITIL (Developer) in a 43 acre campus and developed the first IT SEZ building 'Sahya' measuring around 3 lakhs sq.ft. with a structure of double basement + ground + 4 upper floors, with all supporting facilities. It was inaugurated on 29th May, 2017 and is fully operational. Cyberpark provides a unique business model with a mix of SEZ and Domestic Tariff Area in terms of built-up space, and land on a lease framework at a highly subsidised rate to create the IT ecosystem in the state. On becoming fully operational, Sahya will provide 2,000 direct job opportunities.

Cyberpark in association with Internet and Mobile Association of India (IAMAI) has developed App Incubation Hub, first of its kind in Kerala. Cyberpark will function to be a Centre of Excellence towards mobile app development for mobile enthusiasts, entrepreneurs and startup companies. The app incubation hub will also have co-working space for startup companies and SME groups who would like to establish their base in Kerala.

Cyberpark aims to provide all supporting facilities and amenities in a self-sustainable IT ecosystem, with an edge on cost competitiveness in a 24x7 highly secure eco-friendly environment for IT/ITeS companies to establish themselves. Cyberpark will cater to the entire northern part of Kerala and serve as a major IT hub, ensuring brand equity and status recognition for the SME segments. Currently the facilities include robust infrastructure, excellent digital connectivity, 66-110 KV in-house power distribution with 100% power back-up and SEZ benefits.

Cyberpark is headed by Mr. Hrishikesh R. Nair, Chief Executive Officer and governed by Executive Council Members with Chairman being the IT Secretary, Electronics and IT department under the IT Minister, none other than Hon'ble Chief Minister of Kerala.



INDEX

- **Governing Body of Cyberpark**
- **Executive Council of Cyberpark**
- **CEO's Report**
- **Auditors & Bankers**
- **Business Models**
- **Cyberpark Growth & Company Details**
- **Project Updates**
- **Financial Report**
- **Marketing Activities & Events**
- **Major Focus 2019-20**

GOVERNING BODY OF CYBERPARK

Shri. Pinarayi Vijayan

Hon'ble Chief Minister - Govt. of Kerala

Shri. M. Sivasankar IAS

Secretary to Govt., Electronics & IT, Govt. of Kerala

Shri. Sanjay Kaul IAS

Managing Director - KSIDC

Shri. Manoj Joshi IAS

Principal Secretary, Finance Department, Govt. of Kerala

Shri. Ramani B

Executive Director, C-DAC

Dr. M.K. Shanmugasundaram IAS

Development Commissioner, Cochin SEZ

Prof. V. Ramakrishnan

Director, Indian Institute of Science Education and Research

Dr. V.K. Ramachandran

Vice Chairman, State Planning Board

Shri. Purushothaman K.

Sr. Director, NASSCOM

Shri. Hrishikesh R. Nair

CEO, Kerala IT Parks

GOVERNING BODY OF CYBERPARK



Lorem ipsum dolor sit amet, consectetur adipiscing elit. Nulla vitae mi neque. Mauris sapien risus, sagittis ac neque nec, varius faucibus metus. Vestibulum malesuada nunc quis tellus dictum tincidunt. Quisque pulvinar, metus ac egestas ornare, quam arcu ultrices felis, hendrerit molestie libero dui nec felis. Aenean ac sagittis dolor. Sed velit enim, tincidunt a fermentum non, cursus et dolor. Etiam laoreet orci ac suscipit pellentesque. Nullam dictum dignissim sapien eget dignissim. Morbi ac mauris sagittis, hendrerit risus eu, pretium mauris. Donec tristique bibendum nisi, at pulvinar ligula dapibus vitae. Praesent sed leo mollis, mattis urna pretium, maximus leo.

Integer id egestas arcu, et pulvinar neque. In aliquam consequat nisi id interdum. Duis vestibulum sapien mattis blandit volutpat. Vestibulum ante ipsum primis in faucibus orci luctus et ultrices posuere cubilia Curae; Sed maximus pretium lacus, eu convallis odio scelerisque luctus. Mauris pretium tortor molestie, pharetra sapien tempor, rutrum lacus. Morbi auctor lectus et lacinia efficitur. Morbi id nunc tortor. Donec non facilisis ex. Curabitur vel tortor nec urna ultrices porta sit amet eu purus. Quisque aliquam id mauris quis venenatis. Phasellus sagittis iaculis purus, quis volutpat ipsum sodales eu. Vivamus sem diam, facilisis eu venenatis eget, semper et ex.

Nulla facilisi. Pellentesque in eros sit amet mauris scelerisque mollis varius lacinia mi. Aliquam sit amet fringilla mauris. Ut quis diam egestas, pulvinar ex eu, scelerisque tellus. Morbi dictum tempus quam vitae mattis. Phasellus varius dictum quam. Cras nulla augue, interdum non magna varius, molestie mollis mi. Nunc bibendum egestas vestibulum. Sed aliquam ullamcorper erat, non feugiat leo semper a. Pellentesque est felis, posuere ac blandit nec, suscipit in eros. Nulla sed urna sit amet nibh condimentum accumsan. Duis quis diam lectus. Sed vulputate, nibh et tincidunt viverra, massa mi mollis lectus, a commodo nunc metus ac mauris. Suspendisse tempor vestibulum mi a pulvinar.

Nullam a iaculis diam, sit amet posuere urna. Cras eleifend gravida sem nec feugiat. Aliquam erat volutpat. Phasellus ac erat volutpat, gravida diam vel, gravida massa. Duis non magna sed ex cursus malesuada. Ut ultricies, libero at pharetra volutpat, odio nisi posuere sapien, eget rhoncus augue lectus sit amet ligula. Sed enim purus, mollis et bibendum in, condimentum quis nibh. Praesent ornare pharetra neque, vel sodales turpis molestie eget. Praesent blandit ante eu tortor eleifend, id interdum libero molestie. Suspendisse potenti. Pellentesque et neque ultrices, porta ante quis, lobortis felis. Duis nec neque quis ex dictum facilisis eu vitae libero. Suspendisse potenti.

Shri. Pinarayi Vijayan

Hon'ble Chief Minister
Government of Kerala



EXECUTIVE COUNCIL OF CYBERPARK

M. Sivasankar IAS

Secretary to Govt. (E & IT), Chairman

S.V. Kala

Additional Secretary (Finance), GoK, Member

Sharmila Mary Joseph IAS

Managing Director, KSIDC

Dr. Jayasankar Prasad

Managing Director, KSITIL

Dr. A.P. Shashikala

Prof Civil Engineering
(External Technical Advisor - NIT Calicut)

D.V. Swamy IAS

Development Commissioner, CSEZ

Dr. Chithra S. IAS

Director, Kerala IT Mission

Dr. Saji Gopinath

CEO, Kerala Startup Mission

Duleep Sahadevan

Co-Founder & Director, Software Associates IT Pvt. Ltd.
(G-Tech Calicut Representative)

Hrishikesh Nair

CEO, Kerala IT Parks

EXECUTIVE COUNCIL OF CYBERPARK



Lorem ipsum dolor sit amet, consectetur adipiscing elit. Nulla vitae mi neque. Mauris sapien risus, sagittis ac neque nec, varius faucibus metus. Vestibulum malesuada nunc quis tellus dictum tincidunt. Quisque pulvinar, metus ac egestas ornare, quam arcu ultrices felis, hendrerit molestie libero dui nec felis. Aenean ac sagittis dolor. Sed velit enim, tincidunt a fermentum non, cursus et dolor. Etiam laoreet orci ac suscipit pellentesque. Nullam dictum dignissim sapien eget dignissim. Morbi ac mauris sagittis, hendrerit risus eu, pretium mauris. Donec tristique bibendum nisi, at pulvinar ligula dapibus vitae. Praesent sed leo mollis, mattis urna pretium, maximus leo.

Integer id egestas arcu, et pulvinar neque. In aliquam consequat nisi id interdum. Duis vestibulum sapien mattis blandit volutpat. Vestibulum ante ipsum primis in faucibus orci luctus et ultrices posuere cubilia Curae; Sed maximus pretium lacus, eu convallis odio scelerisque luctus. Mauris pretium tortor molestie, pharetra sapien tempor, rutrum lacus. Morbi auctor lectus et lacinia efficitur. Morbi id nunc tortor. Donec non facilisis ex. Curabitur vel tortor nec urna ultrices porta sit amet eu purus. Quisque aliquam id mauris quis venenatis. Phasellus sagittis iaculis purus, quis volutpat ipsum sodales eu. Vivamus sem diam, facilisis eu venenatis eget, semper et ex.

Nulla facilisi. Pellentesque in eros sit amet mauris scelerisque mollis varius lacinia mi. Aliquam sit amet fringilla mauris. Ut quis diam egestas, pulvinar ex eu, scelerisque tellus. Morbi dictum tempus quam vitae mattis. Phasellus varius dictum quam. Cras nulla augue, interdum non magna varius, molestie mollis mi. Nunc bibendum egestas vestibulum. Sed aliquam ullamcorper erat, non feugiat leo semper a. Pellentesque est felis, posuere ac blandit nec, suscipit in eros. Nulla sed urna sit amet nibh condimentum accumsan. Duis quis diam lectus. Sed vulputate, nibh et tincidunt viverra, massa mi mollis lectus, a commodo nunc metus ac mauris. Suspendisse tempor vestibulum mi a pulvinar.

Nullam a iaculis diam, sit amet posuere urna. Cras eleifend gravida sem nec feugiat. Aliquam erat volutpat. Phasellus ac erat volutpat, gravida diam vel, gravida massa. Duis non magna sed ex cursus malesuada. Ut ultricies, libero at pharetra volutpat, odio nisi posuere sapien, eget rhoncus augue lectus sit amet ligula. Sed enim purus, mollis et bibendum in, condimentum quis nibh. Praesent ornare pharetra neque, vel sodales turpis molestie eget. Praesent blandit ante eu tortor eleifend, id interdum libero molestie. Suspendisse potenti. Pellentesque et neque ultrices, porta ante quis, lobortis felis. Duis nec neque quis ex dictum facilisis eu vitae libero. Suspendisse potenti.

M. Sivasankar IAS
Secretary (Electronics & IT)
Chairman - Executive Council

CEO'S REPORT



The inauguration of the first IT building last year has come in as a great relief to the IT sector in Malabar region and have witnessed a positive trends especially for the startup and SME sectors operating with out any recognition and support. The continuous change in technological trends and innovations in Information Technology sector has impacted the industry 4.0 with a need for IT parks to rethink and equip the infrastructure facility business in line with the emerging trends

Cyberpark has witnessed a break through during the initial phase of development by signing with Internet and Mobile Application of India (IAMAI) – Mobile 10 X for an exclusive Mobile Incubation Hub, which is first of its kind in Kerala with App testing lab and co-working space which has benefited mobile enthusiast and startup companies and have added value towards creating an IT ecosystem in Cyberpark, Kozhikode. An exclusive fully fitted out space of 12,391 has been successfully operational since inception. I am glad to see this initiative being a stepping stone for entrepreneurs and startups companies who are moving to larger office space targeting global market

Cyberpark will function as an IT hub for Malabar region whereby ensuring Brand equity and recognition for IT companies including Startups in the coming years with a sustainable IT ecosystem. Cyberpark, Kozhikode, a tier III destination with its objective of promoting IT sector has ensured an edge on cost competitiveness for IT companies especially MNC's towards establishing themselves in a mixed development zone as per their requirement. Kozhikode being a commercial hub with its location advantage will attract IT investments in the coming years and will serve as a gateway for emerging technologies in the coming years.

The First IT building measuring around 3 lakhs sq.ft has been operational with Smart Business Centers and Warm shell space in 4.3 acres of SEZ land out of 42.5 acres owned by KSITIL. Cyberpark provides all basic infrastructure facilities like in-house power distribution with 66-110 KV substation, 100% DG backup, robust infrastructure with 24X7 security and maintenance and HI-speed data connectivity. The first IT building Sahya was launched with 6 new IT companies and Currently we have around 18 companies which has created around 450 direct job opportunities locally.

Cyberpark will closely work with all associate partners like KSUM, NASSCOM, CAFIT, GTECH, CMA, CII & MCC in Kozhikode zone towards bringing in a cohesiveness with focused activities which would help in creating the required ecosystem on a sustainable model benefitting mutually.

I would like to thank the Government for all the support extended whereby prompting Cyberpark as the next IT destination in Malabar region. My sincere appreciation and thanks to all the team members of Cyberpark who has made this dream come true

Hrishikesh Nair

Chief Executive Officer - Cyberpark



BANKERS & AUDITORS

BANKERS ADDRESS

1. State Bank of India Kannur Road, Kozhikode-673001
2. South Indian Bank West Hill, 1/1274G, Al Zahra Plaza, Kozhikode-673011.
3. Federal Bank Mavoor Road, Federal Towers, Arayidathupalam-Kozhikode-673016

AUDITORS

1. M/s. R.G.N Price & Co. Statutory Auditors,
Address: 18/920 K, Lakshmi Towers, Tali, Calicut-02
2. M/s. P.K.Mathew & Co. Internal Auditors
Address: Chartered Accountants, 5/235E, PHED Road, Thistle House, Eranjipalam, Calicut

BUSINESS MODEL

Cyberpark provides unique business models to facilitate IT / ITeS companies in the campus. Being in the initial development stage, we have provided a robust infrastructure for companies to establish themselves, and in the process create an IT ecosystem and brand equity for entrepreneurs, startups and companies under the SME sector.

I. Smart Business Centres

Cyberpark provides a unique model of fully fitted out Smart Business Centres a predefined space with CEO Desk, Discussion room ranging from 6 – 10 seaters, workstations, Exclusive server room, Rack space ranging from 10 to 70 work stations in a builtup space ranging from 900 sq.ft to 4700 sq.ft. . IT companies can opt of their required space and commence the operations immediately after obtaining SEZ unit approval at cost competitive rates on lease for a period of 3 years which can be renewed. This option is provided for IT companies who are willing to commence their operations immediately without huge investments

II. Warm Shell Space

Since IT companies have their own specifications on infra space, Cyberpark provides bare shell options wherein they can design their office space as per their specifications and convenience with an edge on cost. The area commences from minimum 2000 sq.ft. to a maximum of complete floor plate in SEZ space for a period of 3 years which is renewable. This option is highly beneficial for the companies who are looking at lesser operational cost on a long term basis with initial investments.

III. Land Lease Options

Cyberpark provides long term land lease options for IT codevelopers and commercial developers for developing IT and Non-IT spaces for a period of 90 years at a subsidized rate to promote IT and to develop an IT ecosystem inside the campus either in SEZ or in a DTZ area. The investment will be highly beneficial for the Developers / co-developers as the park is promoted an an IT hub for the state with huge potential.

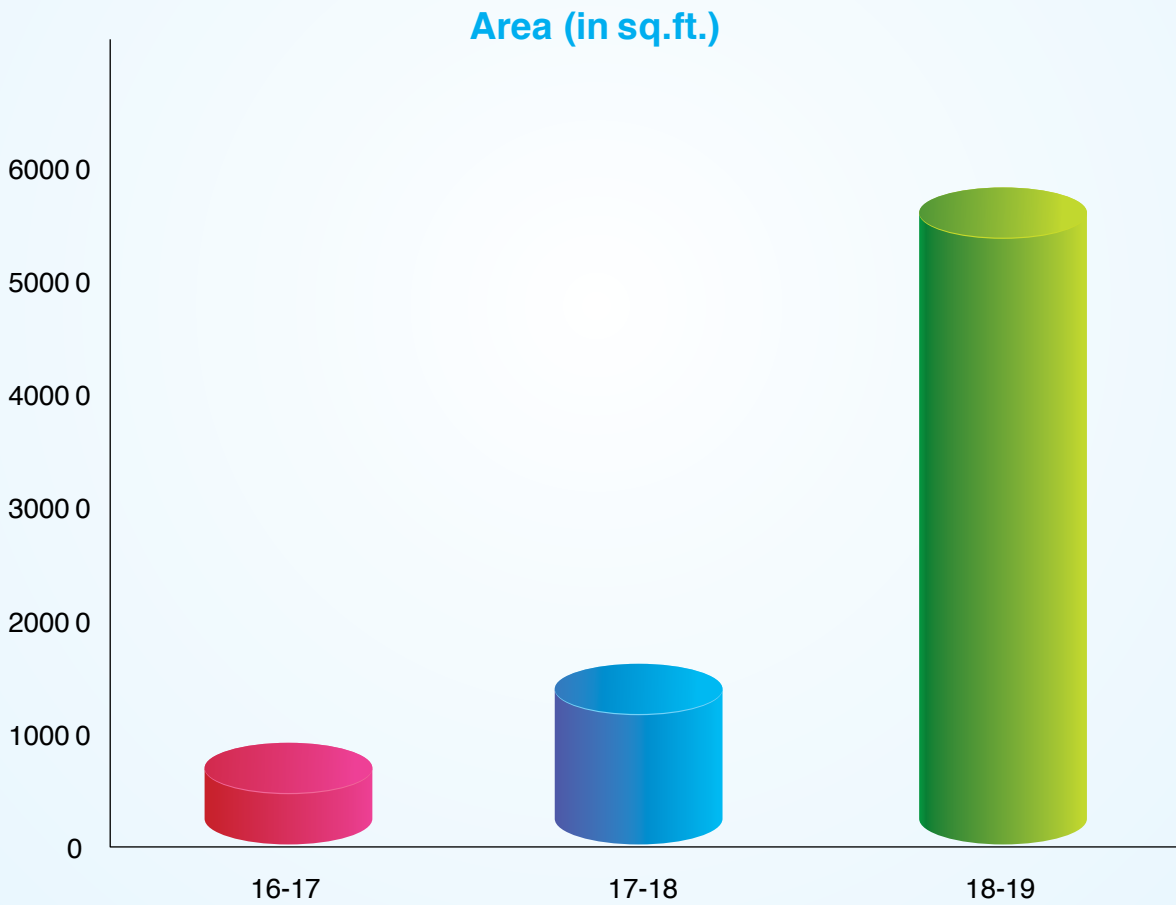
CYBERPARK GROWTH & COMPANY DETAILS

Companies in Cyberpark 2018-19

Sl. No.	Company name	Area in sq.ft	Employees strength
1	Aufait Technologies Pvt. Ltd.	2616	30
2	Vinam Solutions Pvt. Ltd.	2763	38
3	Minimalister LLP	2263	19
4	Ceino Technologies Pvt. Ltd.	1183	12
5	Yarrdiant Weblounge Pvt. Ltd.	1169	9
6	LogiologySolutionsPvt. Ltd.	1574	14
7	Zinfog Codelabs Pvt. Ltd.	1589	6
8	Limenzy Technologies Pvt. Ltd.	1999	19
9	Ontash India Technologies Pvt. Ltd.	1416	18
10	Ipix Tech Services Pvt. Ltd.	2014	27
11	Infinite Open Source Solutions LLP	6981	94
12	Mozilor Technologies Pvt. Ltd.	2614	17
13	Veuz Concepts Pvt. Ltd.	379	8
14	Timesworld Media and Technology Solutions Pvt. Ltd.	1235	8
15	Turnipseed Accounting Pvt.Ltd.	1355	7
16	Techblasters LLP	1919	2
17	Qbytez Infolab Pvt. Ltd.	2267	21
18	Zoondia Software Pvt. Ltd.	1390	6
19	Abana Technology Pvt. Ltd.	1339	0
20	Ayur Medicity Pvt. Ltd.	1346	10
21	Qizo Technologies and Solutions Pvt. Ltd.	488	0
22	Axel Technologies	2058	0
23	John & Smith	425	0
24	Mobil10x(Non SEZ)	12700	130
	Total	55082	495

Growth in Area for the last 3 years

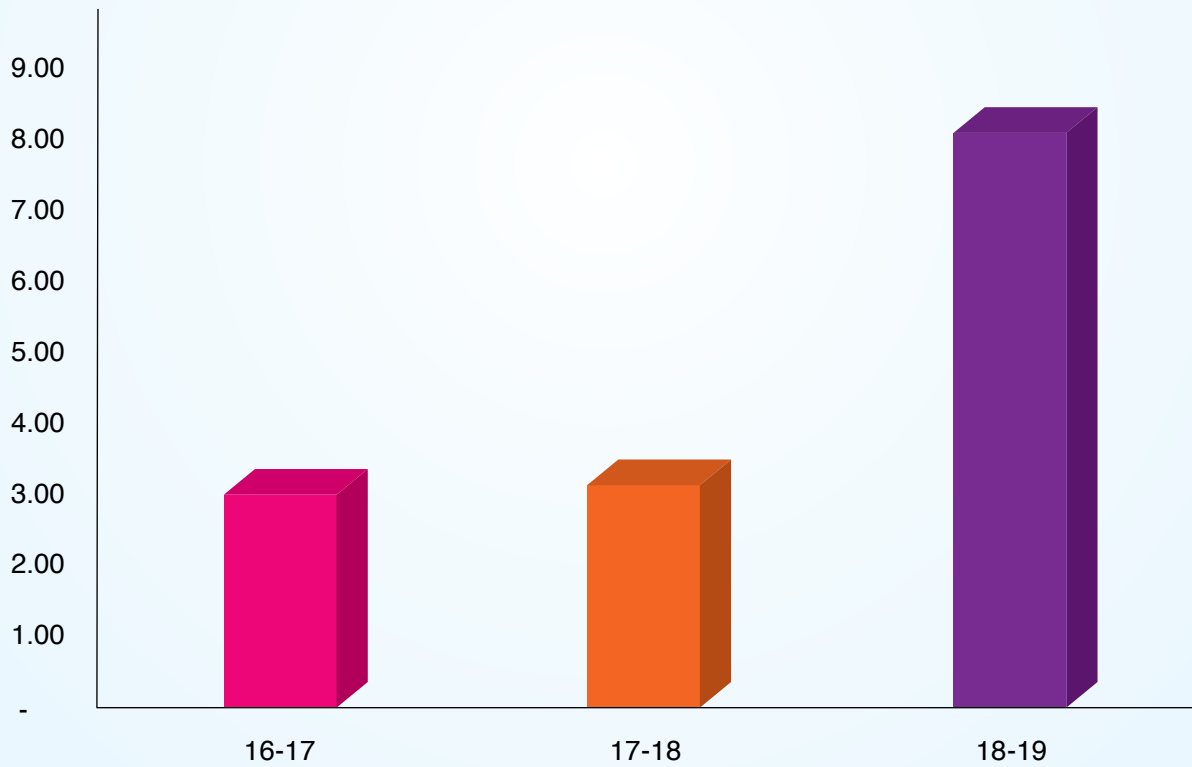
16-17	17-18	18-19
4738 Sq.ft	10264 Sq.ft	54348 Sq.ft



Software Export Revenue for the last 3 years

16-17	17-18	18-19
INR 2,97,84,942	INR 3,01,71,390	INR 8,10,97,095

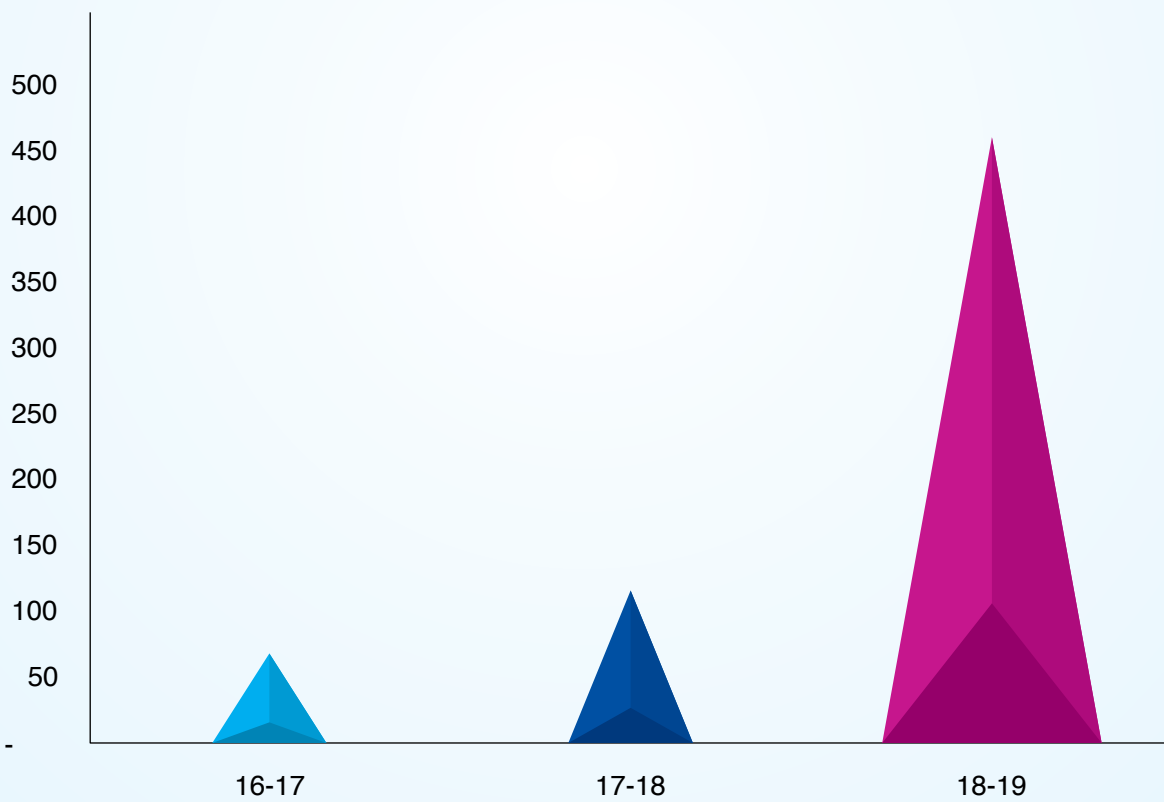
Software Export Revenue (INR Cr.)



Employment Strength Comparison for the last 3 years

16-17	17-18	18-19
68	107	456

Employee Strength




PROJECT UPDATES

Construction of Overhead Water Tank




The construction of 5 lakh litres overhead water tank has been done through M/s. AKR constructions during the period 2018-19 as common facility for the entire campus. The project was constructed in an extent of 35 cents land with NOC from KSITIL. The 5 lakh litre water tank will cater to the IT building and mobile incubation centre, and to the entire campus of Cyberpark in the near future.

Construction of Park Centre Building



The Park Centre building for Cyberpark & KSITIL has been proposed and constructed underneath the water tank in 3 floors measuring 2000 sq.ft. each, with a total built-up area of 6000 sq.ft. The building will act as a common facility for the entire campus. The 2nd floor will have common facilities like conference room, 2 guest rooms, and pantry space. The interior fit-outs will be furnished by Cyberpark.

Construction of Additional Car Parking



Cyberpark has constructed additional car parking in the rear side of the IT building as the upper basement is proposed to be converted into IT space for optimization. An additional of 99 nos. car parking space has been created in the 4.3 acres of land which comprises Sahya IT building.

Construction of Waterline System



Internal water distribution line has been laid from the overhead tank to the individual plots. The water supply up to the sump tank is directly through KWA.



FINANCIAL REPORT





R.G.N.PRICE & CO
CHARTERED ACCOUNTANTS

Phone : 2366340
E-mail : priceclt@rgnprice.com
Ref :

11/532/B Part, 2nd Floor,
Peekey Commercial Complex,
Cherooty Road, Calicut - 673 032
Date: 20.05.2019

INDEPENDENT AUDITOR'S REPORT

To,
The Members
General Body of Cyberparks Kozhikode

Report on the Audit of the Standalone Financial Statements

Opinion

We have audited the accompanying financial statements of Cyberparks Kozhikode (the Society) which comprises the Balance Sheet as at 31st March 2019, the Statement of Profit and Loss, notes to the financial statements, including a summary of significant accounting policies and other explanatory information.

In our opinion and to the best of our information and according to the explanations given to us, the aforesaid financial statements give a true and fair view in conformity with the accounting principles generally accepted in India, of the state of affairs of the Society as at 31st March 2019, and LOSS and its cash flows for the year ended on that date.

Basis for Opinion

We conducted our audit in accordance with the Standards on Auditing (SAs) specified by the Institute of Chartered Accountants of India. Our responsibilities under those Standards are further described in the Auditor's Responsibilities for the Audit of the Financial Statements section of our report. We are independent of the Society in accordance with the Code of Ethics issued by the Institute of Chartered Accountants of India and we have fulfilled our other ethical responsibilities in accordance with these requirements and the Code of Ethics. We believe that the audit evidence we have obtained is sufficient and appropriate to provide a basis for our opinion.

Information other than the Financial Statements and Auditors Report thereon

The Society's Board of Governors is responsible for the Information other than the financial statements and auditors report thereon. The said information comprises the information included in the Board's Report (Other information), but does not include the financial statements and our audit report thereon. The Other Information is expected to be made available to us after the date of this auditors report

Our opinion on the financial statements does not cover the other information and we will not express any form of assurance conclusion thereon.

In connection with our audit of the financial statements , our responsibility is to read the other information identified above when it becomes available, and, in doing so, consider whether the other information is materially inconsistent with the financial statements or our knowledge obtained in the audit , otherwise appear to be materially misstated

When we read the other information, if we conclude that there is a material misstatement therein, we are required to communicate the matter to those charged with governance.

Responsibility of Management and Those Charged with Governance for the Financial Statements

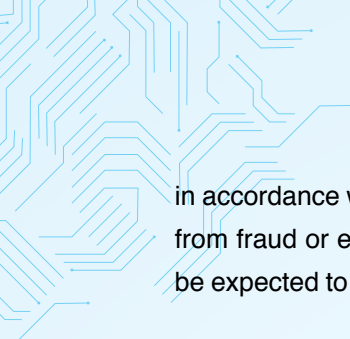
The Society's Board of Governors is responsible for the preparation of these financial statements that give a true and fair view of the financial position and financial performance in accordance with the accounting principles generally accepted in India. This responsibility also includes maintenance of adequate accounting records for safeguarding of the assets of the Society and for preventing and detecting frauds and other irregularities; selection and application of appropriate accounting policies; making judgments and estimates that are reasonable and prudent; and design, implementation and maintenance of adequate internal financial controls, that were operating effectively for ensuring the accuracy and completeness of the accounting records, relevant to the preparation and presentation of the financial statement that give a true and fair view and are free from material misstatement, whether due to fraud or error.

In preparing the financial statements, management is responsible for assessing the Society's ability to continue as a going concern, disclosing, as applicable, matters related to going concern and using the going concern basis of accounting unless management either intends to liquidate the Society or to cease operations, or has no realistic alternative but to do so.

Those Board of Governors are also responsible for overseeing the Society's financial reporting process.

Auditor's Responsibility for the Audit of the Financial Statements

Our objectives are to obtain reasonable assurance about whether the financial statements as a whole are free from material misstatement, whether due to fraud or error, and to issue an auditor's report that includes our opinion. Reasonable assurance is a high level of assurance, but is not a guarantee that an audit conducted



in accordance with SAs will always detect a material misstatement when it exists. Misstatements can arise from fraud or error and are considered material if, individually or in the aggregate, they could reasonably be expected to influence the economic decisions of users taken on the basis of these financial statements.

As part of an audit in accordance with SAs, we exercise professional judgment and maintain professional skepticism throughout the audit. We also:

- Identify and assess the risks of material misstatement of the financial statements, whether due to fraud or error, design and perform audit procedures responsive to those risks, and obtain audit evidence that is sufficient and appropriate to provide a basis for our opinion. The risk of not detecting a material misstatement resulting from fraud is higher than for one resulting from error, as fraud may involve collusion, forgery, intentional omissions, misrepresentations, or the override of internal control.
- Evaluate the appropriateness of accounting policies used and the reasonableness of accounting estimates and related disclosures made by management.
- Conclude on the appropriateness of management's use of the going concern basis of accounting and, based on the audit evidence obtained, whether a material uncertainty exists related to events or conditions that may cast significant doubt on the Society's ability to continue as a going concern. If we conclude that a material uncertainty exists, we are required to draw attention in our auditor's report to the related disclosures in the financial statements or, if such disclosures are inadequate, to modify our opinion. Our conclusions are based on the audit evidence obtained up to the date of our auditor's report. However, future events or conditions may cause the Society to cease to continue as a going concern.
- Evaluate the overall presentation, structure and content of the financial statements, including the disclosures, and whether the financial statements represent the underlying transactions and events in a manner that achieves fair presentation.

We communicate with those charged with governance regarding, among other matters, the planned scope and timing of the audit and significant audit findings, including any significant deficiencies in internal control that we identify during our audit.

We also provide those charged with governance with a statement that we have complied with relevant ethical requirements regarding independence, and to communicate with them all relationships and other matters that may reasonably be thought to bear on our independence, and where applicable, related safeguards.

FINANCIAL REPORT

CYBERPARKS KOZHIKODE							
BALANCE SHEET AS AT 31ST MARCH 2019							
PARTICULARS	Schedule	Current Reporting Period		Previous Reporting Period			
		As at 31st March 2019		As at 31st March 2018			
1	2	₹					
3							
I. SOURCES OF FUNDS							
Capital Fund	A	501,619,884		527,953,478			
Income & Expenditure Account		(154,467,200)	347,152,684	(70,125,450)	457,828,028		
(2) Non-Current Liabilities							
(a) Long-term Borrowings	B	671,149,000		440,801,000			
(b) Other Long Term Liabilities	C	12,864,720	684,013,720	8,636,313	449,437,313		
(3) Current Liabilities							
(a) Sundry Creditors	D	14,353,372		11,216,047			
(b) Other Current Liabilities	E	23,792,860	38,146,232	20,833,795	32,049,842	41305311	(3,159,079)
Total			1,069,312,636		939,315,183		
II. APPLICATION OF FUNDS							
Non-Current Assets							
(a) Fixed Assets							
(i) Tangible Assets	F	816,627,088		766,069,696.00			
(ii) Capital Work-in-Progress	G	11,572,107		61,209,031.00			
(b) Long-term Loans and Advances	H	1,322,063	829,521,258	1,322,063	828,600,790		
(2) Current Assets							
(a) Sundry Debtors	I	6,073,652		1,910,355			
(b) Cash and cash equivalents	J	218,882,217		96,345,537			
(c) Short-term Loans and Advances	K	14,835,509		12,458,501			
(d) Other current assets		-	239,791,378	-	110,714,393	242950457	(3,159,079)
Total		(0)	1,069,312,636		939,315,183		
						(0)	
As per Our Report of Even Date Attached							

CYBERPARKS KOZHIKODE				
INCOME & EXPENDITURE STATEMENT FROM 01-04-2018 TO 31-03-2019				
		Current Reporting Period		Previous Reporting Period
PARTICULARS	Schedule	2018-2019	2017-18	
		₹		
I.	Revenue from Operations	L	21,729,899	6,619,128
II.	Other Income	M	5,402,020	6,323,004
III.	Total Revenue		27,131,919	12,942,132
IV	Operating and Other Expenses			
	Employee Benefits Expenses	N	10,916,574	8,190,219
	Office Administration Expenses	O	2,024,425	5,173,554
	Campus Operational Expenses	P	5,153,215	5,353,304
	Campus Maintenance Expenses	Q	4,371,464	3,655,871
	Infrastructure Support Expenses	R	3,857,442	2,990,617
	Promotional Expenses	S	1,793,554	1,388,188
	Finance Costs	T	5,045	3,485
	Total Operating and other Expenses		28,121,719	26,755,238
V.	Surplus/(Deficit) before Depreciation & Tax		(989,800)	(13,813,106)
	Depreciation and Amortization Expense	U	82,505,937	35,964,627
	Income tax of earlier years		-	2,521,522
	Excess of Expenditure over Income		(83,495,737)	(52,299,255)
	Significant Accounting Policies	V		
	Notes on Accounts	W		
As per Our Report of Even Date Attached				

CYBERPARKS KOZHIKODE													
SCHEDULES FORMING PART OF BALANCE SHEET AS AT 31ST MARCH 2019													
Sl. No.	Schedule - F - Tangible Assets	DESCRIPTION	GROSS BLOCK			RATE (%)	As at 31.03.2019	DEPRECIATION BLOCK			NET BLOCK		
			As at 01.04.2018	Additions	Deletions			As at 01.04.2018	Depreciation for the year	Deletions for the year	As at 31.03.2019	As at 31.03.2018	
1		land & Land Development	1,979,005	-	-	0	1,979,005	-	-	-	-	1,979,005	1,979,005
2		Air Conditioner	93,599,780	6,662,417	-	13.91	100,262,197	12,598,564	-	-	15,689,052	84,573,145	90,509,292
3		Building & Building Improvements	487,598,806	39,487,853	-	5	527,086,659	24,410,707	-	-	52,609,245	474,477,413	459,400,268
4		Computer & Accessories	1,397,696	419,175	-	40	1,816,871	87,039	-	-	1,383,739	433,132	100,996
5		Electrical Installation & Substation	125,094,540	2,420,321	566,868	13.91	126,947,993	16,673,034	-	-	21,920,270	105,027,723	119,847,304
6		Fire Fighting Equipments	17,162,200	1,241,322	-	13.91	18,403,522	2,427,508	-	-	2,434,048	15,969,474	17,155,660
7		Furniture & Fixtures	78,516,408	82,873,982	-	18.10	161,390,390	23,896,825	-	-	42,747,276	118,643,114	59,605,957
8		Office Equipments	629,600	98,105	-	13.91	727,705	54,590	-	-	318,328	409,377	365,802
9		Plant & Machinery	18,618,709	335,071	-	13.91	18,953,780	2,386,802	-	-	4,019,674	14,934,106	16,985,837
10		Telecommunication Equipments	147,890	-	-	13.91	147,890	14,244	-	-	59,733	88,157	102,401
11		Software Packages	825,211	91,951	-	60	917,162	16,684	-	-	824,721	92,441	17,174
		Total	825,569,845	133,630,197	566,868		958,633,174	82,505,937	-	-	142,006,086	816,627,088	766,069,696

CYBERPARKS KOZHIKODE				
SCHEDULES FORMING PART OF BALANCE SHEET AS AT 31ST MARCH 2019				
Schedule-G-Capital Work in Progress				(Rupees)
Particulars	As At 01-04-2018	Additions During the Year	Transfers/ Adjustments during the Year	As At 31-03-2019
Capital work in progress- Calicut	49,535,284	71,491,347	121,128,271	(101,640)
	-			-
Capital work in progress- Kannur	10,018,911	-	-	10,018,911
	-			-
Capital work in progress- Kasaragod	1,654,836	-	-	1,654,836
	-			-
Gross Total	61,209,031	71,491,347	121,128,271	11,572,107

CYBERPARKS KOZHIKODE			
SCHEDULES FORMING PART OF BALANCE SHEET AS AT 31st MARCH, 2019 AND			
INCOME & EXPENDITURE STATEMENT FROM 01-04-2018 TO 31-03-2019			
I. SCHEDULES TO BALANCE SHEET AND INCOME & EXPENDITURE STATEMENT			
Particulars	Current Period		Previous Period
	2018-19		2017-18
	₹		
A. Capital Fund			
As Per Last Balance Sheet	527,953,478		479,427,000
Add: Received during the Year from Government of Kerala	58,125,178		48,526,478
less: Paid back to Government of Kerala during the year	84,458,772		
Total of Capital Fund	501,619,884		527,953,478
Income & Expenditure Account			
As per last Balance Sheet	(70,125,450)		(17,826,195)
Add:			
Excess of Expenditure over Income during the year	(84,341,750)		(52,299,255)
Balance of Income & Expenditure Account	(154,467,200)		(70,125,450)
Total	347,152,684		457,828,028
B. Long-Term Borrowings			
NABARD-RIDF Assistance			
As per last balance sheet	440,801,000		440,801,000
Add: Received during the Year	230,348,000		-
Total of Long-Term Borrowings	671,149,000		440,801,000
C. Other Long Term Liabilities			
Deposit Received:-			
Modules / Building	12,864,720		8,636,313
Total of Other Long Term Liabilities	12,864,720		8,636,313
D. Sundry Creditors			
Sundry Creditors - Contracts / Assets	11,762,965		9,394,498
Sundry Creditors - Expenses	2,590,407		1,821,549
Total of Sundry Creditors	14,353,372		11,216,047

E. Other Current liabilities		
Earnest Money Deposit	795,480	724,150
Retention Money Payable	3,803,102	3,863,517
Duties and Taxes Payable	984,943	1,055,699
Security Deposit	672,936	375,425
Other current liabilities	17,536,399	14,815,004
Total of Other Current liabilities	23,792,860	20,833,795
	Current Period	Previous Period
	2018-19	2017-18
	₹	
H. Long-term loans and advances		
Security Deposits	1,322,063	1,322,063
Total of Long-term loans and advances	1,322,063	1,322,063
I. Sundry Debtors		
(Unsecured, considered good)		
Sundry Debtors	6,073,652	1,910,355
Total of Sundry Debtors	6,073,652	1,910,355
J. Cash and cash equivalents		
Cash in hand	12,242	5,812
Balances with banks	2,760,992	20,572,116
Fixed Deposits	216,108,983	75,767,609
Total of Cash and cash equivalents	218,882,217	
K. Short-term loans and advances		
Unsecured, considered good;		
KSITIL receivable	9,290,190	9,290,190
Prepaid Expenses	146,785	-
Advances-Others	26,850	21,550
GST Input tax	23,809	4,599
TDS Receivable	5,347,875	3,142,162
Total of Short-term loans and advances	14,835,509	12,458,501
L. Revenue from Operations		
(a) Operating revenues - Rent / Lease Charges		
Rent for Module/Building	16,945,329	5,470,560
Operation and Maintenance Income	4,500,166	952,165

Total	21,445,495		6,422,725
(b) Operating revenues - Others			
Cost of Tender Forms	73,475		181,420
Others	210,929		14,983
Total	284,404		196,403
Total of Revenue from Operations	21,729,899		6,619,128
M. Other income			
Interest Income	5,402,020		6,323,004
Total of Other income	5,402,020		6,323,004
N. Employee Benefits Expense			
Salaries and Wages	10,701,879		7,816,295
Staff Welfare Expenses	214,695		373,924
Total of Employee Benefits Expense	10,916,574		8,190,219
	Current Period		Previous Period
	2018-19		2017-18
	₹		
O. Office Administration Expenses			
Postage & Telephone Charges	360,276		519,762
Travelling Expense & Conveyance Charges	929,016		882,606
Printing And Stationery	60,628		293,021
Legal & Professional Charges	291,630		80,750
Administrative Expenses	382,875		549,488
Inauguration expense			2,847,927
Total of Office Administration Expenses	2,024,425		5,173,554
P. Campus Operational Expenses			
Expenses for Utilities	5,134,360		5,317,923
Rates, Taxes & Insurance Charges	18,855		35,381
Total of Campus Operational Expenses	5,153,215		5,353,304
Q. Campus Maintenance Expenses			
Security Expense	1,904,025		1,624,115
House Keeping Expense	1,803,308		1,193,740
Campus Up Keep Expense	664,131		838,016

Total of Campus Maintenance Expenses	4,371,464		3,655,871
R. Infrastructure Support Expenses			
Operation & Maintenance Expense	-		34,098
AMC Charges	3,253,380		2,593,143
Repairs and Maintenance Expense	604,062		363,376
Total of Infrastructure Support Expenses	3,857,442		2,990,617
S. Promotional Expense			
Advertisement Charges	139,480		34,277
Promotional Expenses	1,654,074		1,353,911
Total of Promotional Expense	1,793,554		1,388,188
T. Finance Costs			
Interest expense	5,045		3,485
Total of Finance Costs	5,045		3,485
U. Depreciation and Amortization Expenses			
Depreciation of Tangible Assets	82,505,937		35,964,627
Total of Depreciation and Amortization Expenses	82,505,937		35,964,627

DRAFT

Groupings to Financial Statements			
Deposit Received:-	Current Period	Previous Period	
Security Deposit - Lease ITB	12,864,720	8,636,313	
Total	12,864,720	8,636,313	
		Previous Period	
Sundry Creditors - Contracts / Assets	Current Period		
Provision for Expenses-Cherian Varkey Construction Company Pvt Ltd	9,404,591	9,404,591	
N M Salim & Associates	-	(3,156)	
CR.Narayana Rao Consultants Receivable	-	(1,962)	
Sterling and Wilson (P) Ltd	2,358,374	-	
Abdul Salam K A Receivable	-	(4,975)	
Total	11,762,965	9,394,498	
Sundry Creditors - Expenses	Current Period	Previous Period	
Audit Fee Payable	81,000	45,000	
Other dues Payable	-	1,350	
Facility Service Balance Payable	350,856	208,135	
Security Service Charge Payable	162,213	131,820	
Vehicle Rent Payable	72,705	56,239	
Electricity Charges Payable	731,957	526,173	
Monthly Bill Payable	296,404	286,063	
Telephone Charges Payable	703	928	
Water Charges Payable	62,397	204,561	
Expense Payable	336,700	60,044	
Subscriptions to Periodicals Payable	-	1,020	
Salary Payable	437,327	300,216	
Staff Imprest Payable	58,145	-	
Cyberpark Non-SEZ-Control A/c.	-	-	
Total	2,590,407	1,821,549	
Earnest Money Deposit	Current Period	Previous Period	
EMD Received	795,480	724,150	
Total	795,480	724,150	
Retention Money Payable	Current Period	Previous Period	
Retention Wipro	-	196,293	
Retention Manoj A	76,442	76,442	
RETENTION-AKR	1,079,849	202,716	
Retention Shakkeel Arts	-	18,625	

Retention Ranjith	-	25,879	
Retention ULCCS -CFC LDD	470,020	470,020	
Retention Sabi Engineering Company	88,778	88,778	
Retention Keechery Eng	-	1,180,142	
Retention Integra Business Enterprises	329,237	48,841	
Retention Thyssenkrupp	-	457,454	
Retention Cauvery Buildtech	1,682,807	1,098,327	
Retention -Technoskill Engineers & Contractors	75,969	-	
Total	3,803,102	3,863,517	
Duties and Taxes Payable	Current Period	Previous Period	
PF Payable	99,088	135,551	99088
Workers Welfare Fund	281,071	351,716	281071
TDS Payable	486,183	566,028	486183
IGST payable	26,465	2,404	26464.76
CGST Payable	45,945	-	45945
SGST Payable	45,945	-	45945
Total	984,697	1,055,699	
Security Deposit - Liability	Current Period	Previous Period	
Other security Deposits	672,936	375,425	
Total	672,936	375,425	
Other current liabilities	Current Period	Previous Period	
Infopark	2,812,197	2,518,808	
Technopark	14,724,202	12,296,196	
Electricity Charges Reimbursement	-	-	
Total	17,536,399	14,815,004	
Security Deposits	Current Period	Previous Period	
Deposit Gas and Others	2,881	2,881	
KSEB Deposit	1,314,182	1,314,182	
Telephone Deposit (Mobile Refundable)	1,000	1,000	
Telephone & Internet Deposits	4,000	4,000	
Total	1,322,063	1,322,063	
(Unsecured, considered good)			
Sundry Debtors	Current Period	Previous Period	
Balance Due from Tenanats			
Aufait Technologies	-	27,805	

Aufait Technologies Pvt.Ltd First Floor	52,523.00	-	
Ceino Technologies	171,240.26		
Ceino Technologies -First Floor	78,397.00	-	
IPIX Tech Services Pvt Ltd	21,185.00	-	
Limenzu Technologies Pvt Ltd	136,759.00	-	
Logiology Solutions Pvt Ltd	798,253.11	-	
Mozilor Technologies Pvt Ltd	332,018.00	-	
Ontash India Technologies Pvt Ltd	172,775.00	-	
Techblasters LLP	34,835.00	-	
Times World Media & Technology Solutions Pvt Ltd	9,411.00	-	
Turnipseed Accounting Pvt Ltd	20,580.00	-	
Veuz Concepts Pvt Ltd	48,361.00	-	
Infinite Open Source Solutions LLP	69,870.00	235,063	
Minimalister Network LLP(Unit-1)	312,635.00	382,635	
Montura Visual Effects LLP	-	559,600	
Vinam Solutions Pvt Ltd	212,926.50	23,469	
Yarddiant Weblounge Pvt Ltd	159,567.00	-	
Zinfog Codelabs Pvt Ltd	494,656.00	-	
Zoondia Software Pvt Ltd	10,376.00	-	
Aufait Technologies Pvt Ltd - CFC	114.00	-	
CyberDome-Kerala Police	1.96	-	
Capestone Ventures Pvt Ltd.	-	61,263	
UL Cyberpark	324,190	400,092	
Vibrant Power Services Receivable	11,688	-	
Internet & Mobile Association Of India (IAMAI)	2,601,290	-	
Cyberpark Sez-Control A/c.	-	-	
Total	6,073,652	1,689,927	
Cash in hand	Current Period	Previous Period	
Cash in Hand	12,242	5,812	
Total	12,242	5,812	
Balances with banks	Current Period	Previous Period	
SBI 30968834557	2,679,803	372,812	
SBI 67135826505	-	3,676,378	
SBI A/c. No.67084930010	60,182	2,018,040	
Treasury Deposits	11,147	14,495,003	
SIB Kozhikode	9,859	9,883	
Total	2,760,992	20,572,116	

Balance in Fixed Deposits	Current Period	Previous Period	
SBI FD-36880827338	10,530,880	9,900,000	
Punjab National Bank Fixed Deposit	-	33,942,213	
SBI FD-36875841816	10,530,880	9,900,000	
SBI FD-36877629853	10,530,880	9,900,000	
SBI FD-36883124571	10,530,274	9,900,000	
SBI-FD 37709767958	20,000,000	-	
SBI FD-37762980771	10,388,963	-	
SIB FD-0269101000007086	10,236,609	-	
SIB FD-0269101000007087	10,236,609	-	
SIB FD-0269101000007088	10,236,609	-	
SIB FD-0269101000007089	10,236,609	-	
SIB FD-0269101000007090	10,236,609	-	
SIB FD-0269101000007091	10,236,609	-	
SIB FD-0269101000007092	10,232,763	-	
Federal Bank FD-14130300071072	10,243,504	-	
Federal Bank FD-14130300071080	10,243,504	-	
Federal Bank FD-14130300071098	10,243,504	-	
Federal Bank FD-14130300071106	10,243,504	-	
Federal Bank FD-14130300071114	10,243,504	-	
Federal Bank FD-14130300071296	10,209,326	-	
Federal Bank FD-14130300071304	10,209,327	-	
Total	215,800,467	73,542,213	
Prepaid Expenses	Current Period	Previous Period	
Prepaid Expenses	146,785	-	
Total	146,785	-	
Interest Accrued	Current Period	Previous Period	
Interest accrued on Fixed Deposit	308,516	2,225,396	
Total	308,516	2,225,396	
Advances-Others	Current Period	Previous Period	
Advance - Calpine IT Solution	-	14,700	
Internet Lease rent	-	-	
NSDL Online Clearance-Advance	26,850	6,850	
Total	26,850	21,550	
TDS Receivable	Current Period	Previous Period	
TDS Asst. Year 2014-15	1,893,667	1,893,667	

TDS Receivable	3,454,208	1,248,495	
		-	
Total	5,347,875	3,142,162	
Rent for Module/Building	Current Period	Previous Period	
Lease Rent	16,945,329	5,470,560	
Total	16,945,329	5,470,560	
Operation and Maintenance Income	Current Period	Previous Period	
Facility Service charges	4,500,166	952,165	
Total	4,500,166	952,165	
Others	Current Period	Previous Period	
Miscellaneous Income	193,515	-	
Interest on Late Payments	17,414	12,233	
Rent (Projector)	-	500	
Conference Room Rent - Main	-	2,250	
Total	210,929	14,983	
Interest Income	Current Period	Previous Period	
* On term deposits with Banks	5,029,087	5,879,172	
* On Savings Account banks	284,103	40,249	
Interest Received From KSEB	88,830	60,607	
Interest Recd on Income Tax	-	342,976	
Total	5,402,020	6,323,004	
Salaries and Wages	Current Period	Previous Period	
Salaries and Allowance	8,375,538	5,727,746	
CEO share of salary	293,389	291,124	
Secretary Registrar share of salary	132,000	88,000	
Salary of Venu Consultant LA	157,932	134,123	
Festival Allowance(Onam)	-	28,500	
Leave Encashment	511,019	528,115	
Medical Reimbursement	231,517	186,153	
Monthly Conveyance Reimbursment	285,085	191,766	
Total	9,986,480	7,175,527	
Contribution to PF	Current Period	Previous Period	
Employer Contribution to PF	671,279	600,865	
Employer- Admin & EDLI Contribution & Charges	44,120	39,903	

Total	715,399	640,768	
Staff Welfare Expenses	Current Period	Previous Period	
Staff Welfare Expenses	214,695	283,926	
Staff Perquisites	-	89,998	
Total	214,695	373,924	
Postage & Telephone Charges	Current Period	Previous Period	
Monthly Claim for Mobile, Internet Etc.	91,463	116,497	
Internet, Fax , Cable Charges	13,867	6,303	
Internet Charge	177,589	243,112	
BSNL Internet Lease Line	65,031	140,334	
Asianet Internet Lease Line	-	-	
BSNL-KSWAN Connection	-	-	
Postage & Courier Charges	6,565	4,608	
Telephone Charges	5,761	8,908	
Total	360,276	519,762	
Travelling Expense & Conveyance Charges	Current Period	Previous Period	
Travelling Expenses	153,843	216,417	
Vehicle Rent	741,029	628,705	
Local Conveyance Expense	22,099	23,764	
Outstation Allowance	12,045	13,720	
Total	929,016	882,606	
Legal & Professional Charges	Current Period	Previous Period	
Consultancy Charges	205,130	15,000	
Legal Fee	86,500	49,750	
Professional Charges	-	16,000	
Total	291,630	80,750	
Administrative Expenses	Current Period	Previous Period	
Subscription to Institution	95,000	132,000	
Subscription to Periodicals	13,024	14,826	
Meeting Expenses	-	5,784	
Other Office Expenses	19,868	34,737	
Honorarium	11,000	4,000	
Audit Fee & Other Expenses	110,180	106,365	
SEZ Expense	-	58,550	
Donation to CMDRF	23,300	-	

Refreshment expense	20,628	10,622	
Insurance of Lift	2,400	-	
Interest on Service Tax	-	112,270	
Miscellaneous expense	87,475	70,334	
Inspection Charges	8,500	-	
Labour Charges	1,500	-	
Insurance	10,224		
Total	382,875	549,488	
Operational Expenses	Current Period	Previous Period	
Electricity Charges	4,659,090	4,982,765	
KWA Water Charges	133,655	139,408	
Water Charges	76,360	41,420	
Consumables	265,255	154,330	
Total	5,134,360	5,317,923	
Rates, Taxes & Insurance Charges	Current Period	Previous Period	
Rates & Taxes	18,850	26,282	
Interest on KVAT & TDS	5	9,099	
Total	18,855	35,381	
Security Expense	Current Period	Previous Period	
Security Service Charges	1,904,025	1,624,115	
Total	1,904,025	1,624,115	
House Keeping Expense	Current Period	Previous Period	
Housekeeping Charges/ Facility Service Charge	1,803,308	1,193,740	
Total	1,803,308	1,193,740	
Campus Maintenance Expense	Current Period	Previous Period	
Campus Maintenance Charges	41,220	63,169	
Garden Maintenance	464,911	760,847	
Electrical Inspection Charges	158,000	14,000	
Total	664,131	838,016	
Operation & Maintenance Expense	Current Period	Previous Period	
Website Hosting/Maintenance/other Charges	-	34,098	
Computer Software	-	-	
Total	-	34,098	

AMC Charges	Current Period	Previous Period	
AMC Charges	633,080	244,393	
AMC - Operation& Maintenance of Utilities	2,620,300	2,348,750	
Total	3,253,380	2,593,143	
Repairs and Maintenance Expense	Current Period	Previous Period	
Repair & Maintenance	603,362	347,276	
Transportation Charges	700	16,100	
Total	604,062	363,376	
Advertisement Charges	Current Period	Previous Period	
Advertisement Charges	139,480	34,277	
Total	139,480	34,277	
Promotional Expenses	Current Period	Previous Period	
Promotional Expenses	1,645,593	1,335,655	
Travelling Exp-CEO	8,481	18,256	
Total	1,654,074	1,353,911	
Interest expense	Current Period	Previous Period	
Bank Charge	5,045	3,485	
Total	5,045	3,485	

CYBERPARKS KOZHIKODE

SCHEDULE- V

Significant Accounting Policies forming part of the Balance Sheet and Income and Expenditure Account for the year ended 31st March 2019.

1. Basis of Preparation of Accounts:

The accompanying financial statements have been prepared in accordance with the historical cost conventions and on accrual basis. Accounting policies have been consistently applied except where a newly issued accounting standard is initially adopted or a revision to an existing accounting standard requires a change in the accounting policy hitherto in use.

2. Revenue Recognition:

Incomes have been recognized on accrual basis. However, where the ultimate collection lacks certainty, the revenue recognition is postponed.

3. Fixed Assets and Depreciation:

- 3.1 Fixed Assets are carried at cost of acquisition less depreciation. Cost of fixed assets includes all expenses wholly and exclusively meant for acquiring/creating fixed assets.
- 3.2 Depreciation has been charged on written down value method. Proportionate depreciation has been charged in respect of assets capitalized / acquired and sold during the year. Depreciation has been arrived at as per the rates provided in Schedule F of the accounts

4. Government Grants:

- 4.1 Government grants in the nature of contribution towards capital expenditure (to the extent utilized in the year) are treated as Capital Fund.
- 4.2 Government grants for meeting the revenue expenditure are accounted against the corresponding expenditure and the net expenditure is disclosed in the Income and Expenditure Statement.
- 4.3 During the year an amount of Rs 5.81 crores has been received as Capital Grant in aid from Government of Kerala and the same is shown under Capital Fund Account (Schedule A).

5. Stocks:

Stock of Stationery items being very insignificant, has not been quantified at the end of the year and the entire purchase has been taken as consumption for the year.

6. Retirement Benefits:

- 6.1. Leave salary and Gratuity are accounted as and when paid and no provision for the same has been made in the accounts.
- 6.2. Eligible Employees receive benefits from provident fund, which is a defined benefit plan. Both the eligible employee and the Cyberpark society makes monthly contributions to the provident fund plan equal to a specified percentage of the covered employees' salary.

CYBERPARKS KOZHIKODE

SCHEDULE – W

Notes on Accounts forming part of the Balance Sheet and Income and Expenditure Account for the year ended 31st March 2019.

1. Previous year's figures and accounts have been re-grouped or re-classified wherever found necessary to conform to current year's classification.
2. Figures have been rounded off to the nearest Rupee.
3. Electricity, Water and DG charges are shown as the net of debit and credit and disclosed under the head Campus Operational Expenses. (Schedule P)
4. During the year, the unit converted part of its undertaking into a Non SEZ unit and started letting out of commercial space. Though a separate building with facilities like furniture and air conditioning etc are earmarked for this Non SEZ unit, no transfer was made in the books of accounts. Similarly the entire expenditure incurred by the unit is charged off in the SEZ unit itself though income from Non SEZ unit is booked in separate books of accounts.
5. An amount of Rs.67,11,49,000/- (Rs.44,08,01,000/-) shown in Schedule B represents Government of Kerala NABARD – RIDF assistance, which is refundable in nature. As per GO dated 29.10.2016, the repayment of the assistance so granted (with 6% interest) should commence from the year 2018-19, accordingly, the first instalment of repayment will become due in the year ended 31.03.19. However since the unit have inadequate funds to repay the assistance, an application was given to Government of Kerala pointing out the inability to refund the assistance. Since the application is pending before the Government of Kerala, no provision for interest payable was made in the accounts.
6. The entity being an eligible undertaking or enterprise for the purpose of deduction in respect of profits and gains engaged in development of Special Economic Zone under Sec.80 IAB of the Income Tax Act, 1961. As there are no profits, no deduction is claimed under the said provision of the Income Tax Act, 1961.
7. As per the information available, there are no amounts due that require disclosure/provisioning as per the requirement of the Micro Small and Medium Enterprise Development Act, 2006.

As per Our Report of Even Date Attached

M.Sivasankar IAS
Board of Governors
Secretary (Electronics & IT Dept.)
Government of Kerala

Hrishikesh R Nair
Chief Executive Officer
Cyberpark

For RGN PRICE & Co.,
Chartered Accountants
(Firm Reg. No 002785S)

S. Sreevalsan
Secretary-Registrar
Cyberpark

Jayanthi L.
Chief Finance Officer & Treasurer
Cyberpark

G.Surendranath Rao
Partner (MRN 022693)

MARKETING ACTIVITIES & EVENTS

I. Inauguration of IT Companies



Inauguration of M/s. Infinite Open Source Solutions LLP by Shri. T.P Ramakrishnan, Excise Minister in the presence of Shri. Hrishikesh Nair, CEO, IT Parks along with Company Directors on 1st May, 2018



Inauguration of M/s. IPIX Tech Services Pvt. Ltd., by Shri. Hrishikesh Nair, CEO, Cyberpark along with company Directors on 27th June, 2018



Inauguration of M/s. Limenzy Technologies Pvt. Ltd., by Shri. Hrishikesh Nair along with Company Directors on 27th April, 2018



Inauguration of M/s. Ontash India Technologies Pvt. Ltd., by Shri. Hrishikesh Nair, CEO, Cyberpark on 1st May 2018 along with company directors



Inauguration of M/s. Logiology Solutions Pvt. Ltd., by Shri Hrishikesh Nair along with Company Directors on 10th May 2018



Inauguration of M/s. Zinfog Codelabs Pvt. Ltd., by Shri Hrishikesh Nair along with Company Directors on 27th April, 2018



Inauguration of M/s. Yarrdiant Weblounge Pvt. Ltd., by Shri. Hrishikesh Nair, CEO, Cyberpark on 27th June 2018 along with company directors



Inauguration of M/s. Ayur Medicity Pvt. Ltd., in the presence of Shri. Hrishikesh Nair, CEO, Cyberpark on 10th May, 2018 along with company directors



Inauguration of M/s. Mozilor Technologies Pvt. Ltd., by Shri Hrishikesh Nair along with Company Directors on 28th September, 2018



Inauguration of M/s. Times World Media and Technology Solutions Pvt. Ltd., by Shri. Hrishikesh Nair, CEO, Cyberpark on 28th September, 2018 along with company directors



Inauguration of M/s. Techblasters LLP, by Shri. Hrishikesh Nair along with Company Directors on 2nd December 2018



Inauguration of M/s. Zoon India Software Pvt. Ltd., by Shri. Hrishikesh Nair, CEO, Cyberpark along with company directors on 25th January 2019



Inauguration of M/s Turnipseed Accounting Pvt. Ltd., by Shri Hrishikesh Nair along with Company Directors on 12th February, 2019

II. App Incubation Hub

As a part of promoting Cyberpark as a Centre of Excellence towards mobile app development, a strategic partnership has been initiated with Internet and Mobile Association of India (IAMAI) and a Memorandum of Understanding signed on 7th February, 2018 for setting up a mobile incubation hub through Mobile 10X in Cyberpark campus, first of its kind in Kerala.

About Mobile 10X:

Mobile10X is an Indian internet industry backed program to support app developers/entrepreneurs to improve the quality of their apps.

India today has over 350 million internet users, 250 million mobile internet users of which 160 million are connected smartphone users. Research indicates that number of internet users would increase to 500 million by 2017, and 700 million by 2020.

The founding patrons have curated this programme in unison to educate, engage, evangelize and enable app developers in the country.

The Vision is to 10X the mobile app ecosystem on 3 fronts:

- Quality (No. of Indian apps in top 1000) – from 10 to 100
- Quantity (No of Developers) – from 50K to 500K
- Revenue – from present 1000 Cr. to 10000 Cr.

At present Mobile 10X has start-up hubs in Bengaluru, Hyderabad, Gurugram which includes app testing facilities, design labs, co-working spaces, play zones and monetisation zones.



Mobile 10X will offer:

Mentoring Sessions; Monetization; Investor connect; Industry connect; Events; Training; Web Sustenance; Test Centres; Co-working space.

Cyberpark is happy to announce its “Mobile10X Incubation Centre” in Kozhikode, which is supported jointly by Kerala Startup Mission and IAMAI.



Mr. Ajay Mehta, Vice President and Country Head, HMD Global, India



Mr. Varun Shyam, CUA, CXA, PGDPD Product Design

III. #FUTURE

Kerala is #Trending

A two day event has witnessed convergence of achievers, professionals, entrepreneurs, academicians, key influencers and other stakeholders in the knowledge industry from across the globe which included a value adding sessions – key notes and panel discussions - emerging trends, ground realities and opportunities that would help individuals, enterprises and entrepreneurs to compete and lead in a digital world. The theme of the event is 'Towards a Digital Future' with an ultimate purpose of #FUTURE is to inspire and energise people towards a knowledge-driven digital future.



Felicitation by Shri. Pinarayi Vijayan, Hon. Chief Minister of Kerala



Felicitation by Shri. M. Sivasankar IAS, IT Secretary



High power IT committee with Shri. K.J. Alphones, Hon. Minister of State (I/C) for Tourism, GoI and Shri. Ramesh Chennithala, Leader of the Opposition in Kerala Assembly



Panel Discussion

IV. Global IT Connect Initiatives by HPIC Members



V. Tech Conference – Reboot

Calicut Forum for IT (CAFIT) in association with Cyberpark has co-organized a 2 day tech conference combined with IT expo and mega job fair in Cyberpark.



Inauguration by Hon. minister, Shri M.P. Raghavan



Felicitation by Shri. Nireesh C., GM - Marketing



Stall Photo



Felicitation by the Hon. District Collector



Job Fair



Job Fair

VI. International IT Expo participation by Kerala IT

Kerala IT has initiated a participation in the International IT Expo, Gitex in Dubai, to encourage and promote IT startup and SME companies in Kerala to have an international exposure, and has organised B2B sessions for business opportunities. Shri Sivasankaran, IT Secretary and CEO, Cyberpark participated along with the companies.



VII. Interactive session with SEZ officials and others

GTech has organized an interactive session with SEZ officials, along with CEO's of IT companies in Cyberpark and UL Cyberpark.



GTech Experience Sharing Session & Business Mentoring held on 13 February 2019



XXXXXXXXXXXXXXXXXXXXXXXXXXXX

XXXXXXXXXXXXXXXXXXXXXXXXXXXX

GTech Experience Sharing Session & Business Mentoring held on 22 January 2019



XXXXXXXXXXXXXXXXXXXXXXXXXXXX

XXXXXXXXXXXXXXXXXXXXXXXXXXXX



Kozhikode Edition of GTech - Red Hat Series Workshop & Demo on ANSIBLE “Get Introduced to ANSIBLE, Write your first play book” at Cyberpark Kozhikode. The Presenter was Mr Neju Paul, Technical Lead - Training & Certification, Red Hat India.



GTech Experience Sharing Initiative. Session with Sujas Ali (Founder & CEO - Abasoft Technologies), organised on Tuesday, 23 October 2018 at Kozhikode. Sujas Ali's experience as an entrepreneur and the Abasoft tale made an inspiring story.



GTech Members Meet at Calicut held on 6 September 2018

VIII. NASSCOM



Design Summit

IX. Other Events



Yoga Day



Environment day



Cafit Football Tournament



Product Launch (Football Match)



Flood Relief Activities by IT Companies



Flood Relief Activities by IT Companies

X. Sponsored Events

Inauguration of Annual Management Convention on 16 & 17 February at Malabar Palace Kozhikode



Pink foundation You Turn 2.0 mentoring & training program



Tech Summit – Solve For India by IMAI





MAJOR FOCUS 2019-20

- Focused marketing activities to attract IT Companies
- Promoting Cyberpark campus as a Centre of Excellence for emerging technologies
- Completion of Interior Fit-outs for Park Centre Building 6000 sq.ft
- Conversion of upper basement parking area to fully fitted out SBC space
- Completion of balcony area covering in Sahya IT building
- Construction of compound wall & temple road in Cyberpark campus
- Transfer & installation of PEB building structure from Kannur measuring around 50000 sq.ft
- Installation of 25 KWp solar power generation