




DESTINATION INNOVATION

2024-25 ANNUAL REPORT

CONTENTS



| | | |
|-----------|--|-------|
| 01 | Destination Innovation | <hr/> |
| 02 | About Cyberpark | <hr/> |
| 03 | Governing Body Members | <hr/> |
| 04 | Executive Council Members | <hr/> |
| 05 | Governing Body (GB) | <hr/> |
| 06 | Executive Council (EC) | <hr/> |
| 07 | CEO's Report | <hr/> |
| 08 | Bankers & Auditors | <hr/> |
| 09 | Business Model | <hr/> |
| 10 | Growth of Cyberpark | <hr/> |
| 11 | Project Updates | <hr/> |
| 12 | Auditor's Report | <hr/> |
| 26 | Marketing Activities & Event Update | <hr/> |
| 27 | The Human Face of Cyberpark | <hr/> |
| 41 | Major Focus 2025-26 | <hr/> |

DESTINATION INNOVATION



Destination Innovation is the successful realisation of a strategic marketing vision focused on creating a self-sustaining technological ecosystem. This achievement goes far beyond simple promotional campaigns; it signifies our success in actively attracting crucial investment and fostering deep-rooted development.

Our approach has been defined by concrete, strategic actions—notably the establishment of a Centre of Excellence by the proactive engagement of co-developers. These steps have been instrumental in diversifying our technical foundation, ensuring a sustainable, long-term trajectory. This consistent, thoughtful execution is what guarantees continued high-value investment and makes our area a true magnet for future innovation.

ABOUT CYBERPARK

Kozhikode's Blueprint for Tech Excellence

Kozhikode (Calicut) is no longer just Kerala's third-largest city; it is the realised vision of **Destination Innovation** — a self-sustaining, high-growth technological ecosystem on the Arabian Sea coast.

Our strategy was clear: create the ideal magnet for global IT investment.

Cyberpark: The Core of Strategic Development

The foundation of this ecosystem is the Government Cyberpark, the first state-promoted IT park in the Malabar region. Established to replicate the success of Technopark and Infopark, Cyberpark was conceptualised as a vital development engine. It provides more than just infrastructure; it offers an IT ecosystem designed to facilitate immediate, high-value operations.

We offer diversified technical solutions, including:

- **Plug & Play Smart Business Centres.**
- **Warm Shell options on lease terms.**
- **Long-term land leases** (up to 90 years) for major IT companies and co-developers. This thoughtful, concrete execution ensures continuous high-value investment.

Concrete Achievements & Ecosystem Growth

Our strategic approach has delivered tangible success, confirming our status as a true magnet for innovation:

- **100% Occupancy:** During the 2023-24 period, Cyberpark achieved full occupancy by leasing all available office spaces, demonstrating maximum investor confidence.
- **High-Value Exports:** The park registered impressive export figures of ₹130 crores in 2024-25, signifying deep-rooted economic development.
- **Advanced Infrastructure:** The Sahya SEZ building (3 lakh sq.ft.) is fully operational, anchoring our 45-acre campus with state-of-the-art facilities.

Fostering Long-Term Resilience

Innovation thrives when people thrive. Recognising that talent is the ultimate investment, our strategy goes beyond office space:

- **Cyber Sports Arena:** A visionary, 2-acre, state-of-the-art recreational facility is being established. This isn't a perk; it's a strategic investment in employee wellness, camaraderie, and skill retention, featuring a football turf, badminton, and basketball courts.

Through these consistent, strategic actions—from fully leasing our first SEZ building to investing in the talent ecosystem—Kozhikode has successfully realised Destination Innovation, guaranteeing a sustainable, long-term trajectory for growth. The city is led by a clear vision, governed by the IT Ministry under the Chief Minister of Kerala.

GOVERNING BODY

Member List

| | | |
|-----|--|-----------------|
| 1. | Shri. Pinarayi Vijayan, Hon'ble Minister for Electronics & IT | Chairman |
| 2. | Shri. Rathan U Kelkar IAS , Secretary (E&IT) | Vice Chairman |
| 3. | Shri. Rabindra Kumar Agarwal IAS , Secretary, Finance | Member |
| 4. | Dr. V K Ramachandran , Vice Chairman, State Planning Board | Member |
| 5. | Shri. Harikishore S IAS , Managing Director, KSIDC | Member |
| 6. | Smt. Hemalatha P IAS , Development Commissioner, CSEZ | Member |
| 7. | Shri. Kalai Selvan Alphonse , Executive Director, C-DAC | Member |
| 8. | Shri. Srikanth Srinivasan , Senior Director, Nasscom | Member |
| 9. | Dr. Debashis Chatterjee , Director, IIM, Kozhikode | Member |
| 10. | Shri. Susanth Kurunthil , CEO, Cyberpark | Member |

Governing body as of 31 March 2025

EXECUTIVE COUNCIL

Member List

| | |
|---|----------|
| 1. Dr. Rathan U Kelkar IAS , Secretary (E&IT) | Chairman |
| 2. Dr. Santhosh Babu IAS , Managing Director, KSITIL | Member |
| 3. Shri. Lakshmi Raghunath , Additional Secretary, Finance | Member |
| 4. Smt. Anu Kumari IAS , Director, Kerala State IT Mission | Member |
| 5. Shri. Harikishore IAS , Managing Director, KSIDC | Member |
| 6. Smt. Hemalatha P IAS , Development Commissioner, CSEZ | Member |
| 7. Dr A P Sashikala , Technical Advisor, NIT | Member |
| 8. Shri. Anoop Ambika , CEO, Kerala Startup Mission. | Member |
| 9. Shri. Susanth Kurunthil , CEO, Infopark | Member |

Executive Council as of 31 March 2025

GOVERNING BODY (GB)



Kerala's IT ecosystem continues its forward march through visionary policies and strategic investments. From establishing the country's first IT park three decades ago to launching India's first Digital Science Park today, our state has consistently led national progress in innovation, infrastructure, and talent development. We are not just adapting to digital transformation- we are shaping it.

Kerala is emerging as a preferred destination for Global Capability Centres (GCCs), supported by a strong talent pool of over 2 lakh IT professionals, world-class IT parks, and an enabling policy environment. The Draft Kerala GCC Policy 2025-30, with its turnkey "GCC Boilerplate" solutions and targeted incentives, underlines our commitment to accelerating growth. We aim to scale from 40 to 120 GCCs and expand direct employment in this sector to 2 lakh professionals by 2030.

Our IT sector's steady performance reflects its resilience. Export revenue from government-operated IT parks grew by nearly 8% to Rs. 26,765 crore, following an 18% increase the previous year. This consistent upward trajectory signals the strength of our ecosystem. Kerala's vibrant start-up community is powering this growth. With over 6,400 start-ups, Rs. 6,000 crore in investments, and more than 60,000 jobs created in the last nine years, Kerala has become one of India's most start-up-friendly states and a leading destination for affordable, high-quality talent. Exports from our IT parks are now on track to cross the Rs. 1 lakh crore milestone in the coming years.

Our focus on building a talent-driven economy is strengthened through initiatives such as MuLearn, Permute 2025, deep-tech skilling programmes, Connect Career to Campus, and the Young Innovators Programme. Alongside these, several government agencies are ensuring broad-based skill development for people of all age groups, including a dedicated platform under the Kerala Development and Innovation Strategic Council(K-DISC), aiming to create opportunities for 20 lakh educated youth.

With expanding IT corridors, new Digital Science Parks, and robust infrastructure, Kerala provides an ideal environment for home-grown start-ups and global enterprises alike. The state stands ready to host your innovation, nurture your talent, and partner with you in building a sustainable, technology-driven future.

We invite you to join us as Kerala continues to evolve into a global hub of knowledge, entrepreneurship, and digital excellence.

Pinarayi Vijayan

Chief Minister of Kerala
Chairman-Governing Body

EXECUTIVE COUNCIL (EC)



Kerala IT: Building a Future-Ready Digital Economy Kerala today stands at a defining moment in its digital transformation journey. What began as a vision to make technology accessible to all has evolved into a powerful movement one that is shaping the future of innovation, entrepreneurship, and inclusive growth. With a strong foundation of governance, a skilled workforce, and progressive infrastructure, Kerala is fast emerging as a strategic hub in India's digital economy.

Our focus is clear: to transform Kerala into a destination where technology not only drives business but also enhances lives. The state's robust IT ecosystem, anchored by Technopark, Infopark, and Cyberpark, continues to attract Global Capability Centres (GCCs), technology leaders, and deep-tech startups. These centres are not just operational arms they are strategic collaborators helping define the future of AI, sustainability, and digital inclusion from Kerala.

We are now entering a phase of expansion and consolidation. The upcoming IT corridor project will link new technology hubs along the National Highway, supported by landmark developments such as Taurus Downtown Trivandrum at Technopark Phase III, the World Trade Centre at Technopark Phase I, and the Digital Science Park at Technocity. Together, these initiatives reflect Kerala's readiness to host enterprises that demand scale, resilience, and innovation.

At the same time, we are pursuing co-developer partnerships to rapidly expand built-up space across the state. Proposals for new IT parks in Thiruvananthapuram and Kochi, along with projects in Kozhikode, Kollam and Kannur, signal strong investor confidence in Kerala's long-term vision. These projects are not just about real

estate they are about creating economic ecosystems that sustain high-value jobs and entrepreneurship.

Our new IT Policy emphasizes enabling private investment, simplifying processes, and strengthening collaboration between government, industry, and academia. We are aligning our focus with global trends where energy meets electronics, transport meets data, and manufacturing meets software to ensure Kerala stays ahead of the curve.

As we move forward, our priorities remain rooted in three core principles:

- **Innovation:** Encouraging emerging technologies like AI, cloud, and immersive media through a supportive regulatory and investment environment.
- **Inclusion:** Ensuring that digital transformation empowers every citizen and expands opportunities across all districts.
- **Sustainability:** Building infrastructure and systems that are environmentally conscious, equitable, and future-proof.

Kerala's journey toward becoming a globally competitive digital economy is not just about technology it is about conviction, collaboration, and shared progress. We invite industry leaders, investors, and innovators to partner with us in shaping this next chapter of Kerala's growth story.

Together, we can make Kerala a model for inclusive, technology-led transformation.

Seeram Sambasiva Rao, IAS

Special Secretary (Electronics & IT)

Chairman - Executive Council

CEO's REPORT

For the Financial Year 2024-25



The Malabar region of Kerala continues to emerge as a dynamic confluence of history, culture, and commerce. With its centuries-old legacy as a global trade hub, the region has naturally evolved into a destination of choice for modern enterprises. Cyberpark, Kozhikode — rooted in this rich heritage — reflects this evolution, serving as a thriving hub for information technology in North Kerala.

In FY 2024-25, Cyberpark strengthened its position as a vibrant IT ecosystem. The park now hosts over 82 IT and ITeS companies, ranging from innovative startups to established global players. It has become one of the most significant employment drivers in the region, providing direct jobs to more than 2,200 tech professionals.

Malabar's strategic location — with proximity to major tech cities like Bengaluru — continues to offer competitive advantages. Coupled with seamless international connectivity through two airports, the region has seen rising investor confidence and business interest. This year, Cyberpark capitalised on these strengths, further reinforcing its status as a preferred destination for tech-driven growth.

Our software export revenue reached an impressive ₹130 crore in FY 2024-25, marking a strong indicator of the park's upward momentum. This growth is underpinned by the steadfast support of the Government of Kerala, whose investor-friendly policies and continuous infrastructure development have played a pivotal role.

As we look ahead, Cyberpark remains committed to fostering innovation, creating employment opportunities, and driving sustainable regional development — firmly establishing itself as a catalyst in Kerala's digital economy.

Susanth Kurunthil

Chief Executive Officer

Bankers & Auditors

STATUTORY AUDITORS

M/s. RGN Price & Co.
Chartered Accountants
Ground Floor, 61/436,
Skyline Marine Gate, Silk Street
Kozhikode-673032

INTERNAL AUDITORS

M/s P K Mathew & Co.
Chartered Accountants,
13/118D, Thilal Towers, Phed Road,
Eranjipalam, PO, OP Raman Rd,
Kozhikode- 673020

BANKERS

State Bank of India

Kannur Road, Kozhikode-673001

South Indian Bank

West Hill, 1/1274G, Al Zahra Plaza, Kozhikode-673011.

Federal Bank

Mavoor Road, Federal Towers, Arayidathupalam, Kozhikode-673016

Business Model

Cyberpark provides a unique business model by facilitating infrastructure space for IT / ITeS units and businesses to establish themselves on the campus with an emerging ecosystem. Cyberpark has provided a basic premium infrastructure for companies to avail Smart Business Centres, Warm Shell Modules and Land on long-term lease.

In the process, Cyberpark would like to create an ecosystem and brand equity for businesses with great recognition.

I. Smart Business Centres:

Fully fitted out IT built-up space with separate CEO cabin, discussion room, server room, reception with workstation commencing from 11-seater to 75-seater in an area commencing from 500 sq. ft to 4600 sq. ft. IT companies could commence their operations immediately on obtaining unit approval from SEZ at a cost- competitive rate for a period of 3 years, which is renewable.



II. Warm Shell Space:

Since IT companies have their own specifications on infra space, Cyberpark provides a bare shell option to IT companies, wherein they could design their office space as per their spec and convenience with an edge on cost. The area commences from a minimum of 1000 sq.ft. to a maximum of a complete floor plate in SEZ space for a period of 3 years, which is renewable.

III. Land Lease Options.

Cyberpark provides long-term land lease options for IT co-developers and commercial co-developers at a subsidised rate to support the IT ecosystem in the campus (DTZ) for a period of 30 years, renewable or up to 90 years. This attractive lease structure is designed to minimize upfront capital expenditure for companies, encouraging them to establish and expand their operations within the park.



Growth of Cyberpark

BUSINESS DEVELOPMENT UPDATE AS ON 31 MAR 2025

| DESCRIPTION | AREA | UNITS |
|--|----------|--------|
| SAHYA IT BUILDING | | |
| Total built-up area of Sahya IT building | 2,88,000 | Sq. ft |
| Net leasable area in Sahya IT building | 1,88,891 | Sq. ft |
| Total leased out space in IT (Operational. Allotted) | 1,88,891 | Sq.ft |
| Balance area to be leased out in Sahya IT building | Nil | |
| Total leased out space in percentage | 100 | % |
| Total number of companies | | 81 |
| CFC BUILDING | | |
| Net leasable area in CFC building-KSUM | 12391 | Sq. ft |
| Total leased out space in percentage | 100 | % |
| Total number of companies | | 1 |



CYBERPARK EMPLOYMENT UPDATE AS ON 31 MAR 2025

| YEAR | NO OF EMPLOYEES | INCREASE | INCREASE IN % |
|---------|-----------------|----------|---------------|
| 2017-18 | 107 | 39 | 57 |
| 2018-19 | 482 | 375 | 350 |
| 2019-20 | 575 | 93 | 19 |
| 2020-21 | 764 | 189 | 32 |
| 2021-22 | 1270 | 506 | 66 |
| 2022-23 | 2078 | 808 | 63 |
| 2023-24 | 2200 | 122 | 55 |
| 2024-25 | 2200 | 0 | 0 |



CYBERPARK GROWTH CHART - LAST 3 YEARS COMPARISON

| | 2022-23 | 2023-24 | 2024-25 |
|------------------------|----------|----------|----------|
| Total No. of companies | 85 | 84 | 82 |
| Area Leased out | 1,83,120 | 1,88,891 | 1,88,891 |
| Software exports | 105 Cr | 121 Cr | 130 Cr |
| Employee strength | 2078 | 2200 | 2200 |



Project Updates

| PROJECT UPDATES | | | |
|-----------------|--|------------------------|---|
| Sl. No. | Particulars | Status | Date of Completion/ Expected completion date |
| 1 | Construction of multipurpose hall at Sahya | Completed & functional | 29/04/2025 |
| 2 | Upgradation of waste management system | On going | 31/12/2025 |
| 3 | SITC of 300kWp solar photovoltaic system | On going | 16/07/2025 |

1 Project has been successfully completed during FY 2024-25 and 2 other projects are on going.



Sahya Auditorium



Waste Management System



SITC of 300kWp solar photovoltaic system

 **R.G.N.PRICE & CO**
CHARTERED ACCOUNTANTS

Phone : + 91 3366340
Email : info@rgnprices.com

6/436, Ground Floor,
Skyline Marine Gate,
Near Beach Prod Office,
Silk Street, Calicut - 673032
Date: 02.09.2025

UDIN : + 25228055BMISY104878

INDEPENDENT AUDITOR'S REPORT

TO

The Members of Cyberparks,
Kozhikode

Report on the Audit of the Standalone Financial Statements

Opinion

We have audited the accompanying financial statements of Cyberparks, Kozhikode which comprises the Balance Sheet as at 31st March 2025, and the Statement of Income and Expenditure, notes to the financial statements, including a summary of significant accounting policies and other explanatory information.

In our opinion and to the best of our information and according to the explanations given to us, the aforesaid financial statements give a true and fair view in conformity with the accounting principles generally accepted in India, of the state of affairs of the Society as at 31st March 2025 and **THE EXCESS OF INCOME OVER EXPENDITURE** for the year ended on that date.

Basis for Opinion

We conducted our audit in accordance with the Standards on Auditing (SAs) specified by the Institute of Chartered Accountants of India. Our responsibilities under these Standards are further described in the Auditor's Responsibilities for the Audit of the Financial Statements section of our report. We are independent of Society in accordance with the Code of Ethics issued by the Institute of Chartered Accountants of India and we have fulfilled our other ethical responsibilities in accordance with these requirements and the Code of Ethics. We believe that the audit evidence we have obtained is sufficient and appropriate to provide a basis for our opinion.

Emphasis of Matter

As stated in Note X.5 of the Notes on accounts, an amount of Rs. 1,00,18,912/- and Rs. 16,34,836/- has been spent for the initial infrastructure development works at Kannur and Kozhikode Estimations respectively out of Rs. 4.50 crores received for this purpose from

Head Office: Chennai / Office at: info@rgnprices.com Mamburam Road



Government of Kerala and the same has been accounted in the books of account of Cyberpark under Capital work-in-progress. From 2012-13, project and development work of Kannur & Kasargod Cyberparks were directly undertaken by M/s Kerala State IT Infrastructure Limited (KSITIL). Vide G.O.(Rt.) 174/2015/ITD, dated,03/08/2015, government has accorded KSITIL as the executing authority and the agency for the infrastructure development at Kannur and Kasargod Cyberpark. Since the asset do not form part of Cyberpark Kozhikode, the assets are proposed to be transferred to concerned agency, KSITIL at the earliest.

As stated therein, based on the direction of the Executive Council, a letter has been submitted to the Government for transferring the assets to M/s Kerala State IT Infrastructure Limited which is the executing authority and the agency for the infrastructure development at Kannur and Kasargod Cyberparks and pending finality of the matter, no adjustment has been made in the books of account as at 31.03.2025.

Information other than the Financial Statements and Auditors Report thereon

The Society's Board of Governors is responsible for the Information other than the financial statements and auditors report thereon. The said information comprises the information included in the Board's Report (Other information), but does not include the financial statements and our audit report thereon. The Other Information is expected to be made available to us after the date of this auditor's report.

Our opinion on the financial statements does not cover the other information and we will not express any form of assurance conclusion thereon.

In connection with our audit of the financial statements, our responsibility is to read the other information identified above when it becomes available, and, in doing so, consider whether the other information is materially inconsistent with the financial statements or our knowledge obtained in the audit, otherwise appear to be materially misstated

When we read the other information, if we conclude that there is a material misstatement therein, we are required to communicate the matter to those charged with governance.

Responsibility of Management and Those Charged with Governance for the Financial Statements

The Society's Board of Governors is responsible for the preparation of these financial statements that give a true and fair view of the financial position and financial performance in accordance with the accounting principles generally accepted in India. This responsibility also includes maintenance of adequate accounting records for safeguarding of the assets of the Society and for preventing and detecting frauds and other irregularities; selection and application of appropriate accounting policies; making judgments and estimates that are reasonable and prudent; and design, implementation and maintenance of adequate internal financial controls, that were operating effectively for ensuring the accuracy and completeness of the accounting records, relevant to the



preparation and presentation of the financial statement that give a true and fair view and are free from material misstatement, whether due to fraud or error.

In preparing the financial statements, management is responsible for assessing the Society's ability to continue as a going concern, disclosing, as applicable, matters related to going concern and using the going concern basis of accounting unless management either intends to liquidate the Society or to cease operations, or has no realistic alternative but to do so.

Those Board of Governors are also responsible for overseeing the Society's financial reporting process.

Auditor's Responsibility for the Audit of the Financial Statements

Our objectives are to obtain reasonable assurance about whether the financial statements as a whole are free from material misstatement, whether due to fraud or error, and to issue an auditor's report that includes our opinion. Reasonable assurance is a high level of assurance, but is not a guarantee that an audit conducted in accordance with SAs will always detect a material misstatement when it exists. Misstatements can arise from fraud or error and are considered material if, individually or in the aggregate, they could reasonably be expected to influence the economic decisions of users taken on the basis of these financial statements.

As part of an audit in accordance with SAs, we exercise professional judgment and maintain professional skepticism throughout the audit. We also:

- Identify and assess the risks of material misstatement of the financial statements, whether due to fraud or error, design and perform audit procedures responsive to those risks, and obtain audit evidence that is sufficient and appropriate to provide a basis for our opinion. The risk of not detecting a material misstatement resulting from fraud is higher than for one resulting from error, as fraud may involve collusion, forgery, intentional omissions, misrepresentations, or the override of internal control.
- Evaluate the appropriateness of accounting policies used and the reasonableness of accounting estimates and related disclosures made by management.
- Conclude on the appropriateness of management's use of the going concern basis of accounting and, based on the audit evidence obtained, whether a material uncertainty exists related to events or conditions that may cast significant doubt on the Society's ability to continue as a going concern. If we conclude that a material uncertainty exists, we are required to draw attention in our auditor's report to the related disclosures in the financial statements or, if such disclosures are inadequate, to modify our opinion. Our conclusions are based on the audit evidence obtained up to the date of our auditor's report. However, future events or conditions may cause the Society to cease to continue as a going concern.



- Evaluate the overall presentation, structure and content of the financial statements, including the disclosures, and whether the financial statements represent the underlying transactions and events in a manner that achieves fair presentation.

We communicate with those charged with governance regarding, among other matters, the planned scope and timing of the audit and significant audit findings, including any significant deficiencies in internal control that we identify during our audit.

We also provide those charged with governance with a statement that we have complied with relevant ethical requirements regarding independence, and to communicate with them all relationships and other matters that may reasonably be thought to bear on our independence, and where applicable, related safeguards.

For R.G.N. PRICE & CO.
Chartered Accountants

NEERAJ S
Partner

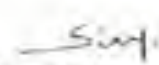
M.No.228055, FR No.0027955


CYBERPARKS KOZHIKODE
BALANCE SHEET AS AT 31ST MARCH 2025

| PARTICULARS | Schedule | Current Reporting Period As at 31st March 2025 | | Previous Reporting Period As at 31st March 2024 | |
|------------------------------------|----------|---|-----------------------|--|-----------------------|
| | | ₹ | ₹ | ₹ | ₹ |
| 1 | 2 | 3 | 4 | 5 | 6 |
| I. EQUITY AND LIABILITIES | | | | | |
| (1) Equity | | | | | |
| (a) Capital Fund | A | 73,45,06,019 | | 72,43,66,380 | |
| (b) Income & Expenditure Account | | (24,71,00,325) | 48,74,37,773 | (27,02,49,752) | 44,81,14,593 |
| (2) Non-Current Liabilities | | | | | |
| (a) Long term Borrowings | B | 74,30,20,000 | | 74,30,20,000 | |
| (b) Other Long Term Liabilities | C | 5,16,00,400 | | 4,91,10,750 | |
| (c) Long Term Provisions | D | 24,53,541 | 79,77,09,951 | - | 79,27,30,750 |
| (3) Current Liabilities | | | | | |
| (a) Trade Payables | E | 81,49,500 | | 2,14,20,508 | |
| (b) Other Current Liabilities | F | 3,05,30,019 | 3,90,84,500 | 3,04,18,029 | 5,10,09,164 |
| Total | | | 1,32,48,92,333 | | 1,29,26,84,547 |
| II. ASSETS | | | | | |
| (1) Non-Current Assets | | | | | |
| (a) Property, Plant & Equipment | G&H | 79,24,78,848 | | 80,02,05,209 | |
| (b) Long-term Loans and Advances | I | 38,02,431 | 79,64,41,279 | 30,26,811 | 63,93,02,019 |
| (2) Current Assets | | | | | |
| (a) Trade Receivables | J | 5,12,55,001 | | 4,88,92,053 | |
| (b) Cash and cash equivalents | K | 45,80,38,519 | | 66,27,81,600 | |
| (c) Short-term Loans and Advances | L | 1,80,58,864 | 32,64,51,054 | 3,17,38,275 | 40,33,72,826 |
| Total | | | 1,32,48,92,333 | | 1,29,26,84,547 |


On behalf of the Executive Council
of Cyberparks, Kozhikode

As per Our Report of Even Date Attached


Secy Sambaiva Rao IAS
Chairman, Executive Council
Special Secretary (Electronics & IT)
Government of Kerala


Vipin Kumar S
Treasurer
Cyberpark Kozhikode


Susanth Kurumbil
Chief Executive Officer
Cyberpark Kozhikode


Shajin N Lal
Secretary-Registrar
Cyberpark Kozhikode

For S.G.N. PRICE & CO.
Chartered Accountants

NEYMAL S
Partner
M.No.228055, FA No.0027855

Place: Kozhikode
Date: 02/04/2025

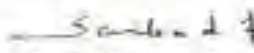

CYBERPARKS KOZHIKODE

INCOME & EXPENDITURE STATEMENT FROM 01-04-2024 TO 31-03-2025

| PARTICULARS | Schedule | Current Reporting Period | Previous Reporting Period |
|---|----------|--------------------------|---------------------------|
| | | 2024-25 | 2023-24 |
| | | ₹ | ₹ |
| I. Revenue from Operations | M | 13,23,21,772 | 12,80,07,875 |
| II. Other Income | N | 3,12,94,250 | 2,41,93,488 |
| III. Total Revenue | | 16,35,85,972 | 15,32,61,363 |
| IV. Operating and Other Expenses: | | | |
| Employee Benefits Expenses | O | 1,54,23,382 | 1,25,06,800 |
| Office Administration Expenses | P | 68,96,443 | 48,91,280 |
| Campus/Operational Expenses | Q | 2,24,77,331 | 2,34,47,701 |
| Campus Maintenance Expenses | R | 1,18,30,085 | 98,38,090 |
| Infrastructure Support Expenses | S | 68,88,501 | 62,63,970 |
| Promotional Expenses | T | 89,48,409 | 71,63,057 |
| Finance Costs | U | 5 | 16 |
| Total Operating and other Expenses | | 7,23,86,096 | 6,48,08,506 |
| V. Surplus before Depreciation & Tax | | 9,11,89,916 | 8,84,52,857 |
| Depreciation and Amortisation Expense | V | 6,20,98,449 | 6,37,98,362 |
| Excess of Income over Expenditure | | 2,90,91,467 | 2,46,54,495 |
| Significant Accounting Policies | W | | |
| Notes on Accounts | X | | |

On behalf of the Executive Council
of Cyberparks, Kozhikode


As per Our Report of Even Date Attached


Seeram Sambasiva Rao IAS
Chairman, Executive Council
Special Secretary (Electronic & ITD)
Government of Kerala

Vipin Kumar S
Treasurer
Cyberparks Kozhikode


Susanth Kurumal
Chief Executive Officer
Cyberparks Kozhikode

Shajin N Lal
Secretary-Regisrar
Cyberparks Kozhikode

For R.G.M. PRICE & CO.
Chartered Accountants


NEERAJ S
Partner
M.No.228055, FR No.0027855

Place: Kozhikode
Date: 31.03.2025

CYBERPARKS KOZHIKODE

**SCHEDULES FORMING PART OF BALANCE SHEET AS AT 31st MARCH, 2025 AND
INCOME & EXPENDITURE STATEMENT FROM 01-04-2024 TO 31-03-2025**

SCHEDULES TO BALANCE SHEET AND INCOME & EXPENDITURE STATEMENT

| | Current Period 2024-25 ₹ | Previous Period 2023-24 ₹ |
|---|--------------------------------|---------------------------------|
| A. Capital Fund | | |
| As Per Last Balance Sheet | 72,43,64,385 | 70,50,67,509 |
| Add: Received during the year from Government of Kerala | 1,02,31,713 | 1,92,95,876 |
| | <u>73,45,96,098</u> | <u>72,43,64,385</u> |
| Income & Expenditure Account | | |
| As per last Balance Sheet | (27,62,49,792) | (30,08,04,267) |
| Add: Excess of Income over Expenditure during the year | 2,90,91,467 | 2,46,54,195 |
| Balance of Income & Expenditure Account | <u>124,71,58,325</u> | <u>17,62,49,792</u> |
| Total of Capital Fund | <u>48,74,37,773</u> | <u>44,81,14,593</u> |
| B. Long-Term Borrowings | | |
| NABARD-RIDF Assistance | | |
| As per last Balance Sheet | 74,36,20,000 | 74,36,20,000 |
| Total of Long-Term Borrowings | <u>74,36,20,000</u> | <u>74,36,20,000</u> |
| C. Other Long Term Liabilities | | |
| Deposit Received:- | | |
| Modules / Building | 5,16,85,410 | 4,91,10,790 |
| Total of Other Long Term Liabilities | <u>5,16,85,410</u> | <u>4,91,10,790</u> |
| D. Long Term Provisions | | |
| Gratuity Payable | 24,53,541 | - |
| Total of Long Term Provisions | <u>24,53,541</u> | <u>-</u> |
| E. Trade Payables | | |
| Sundry Creditors - Contracts / Assets | 38,37,821 | 1,66,60,093 |
| Sundry Creditors- Expenses | 52,11,039 | 27,35,642 |
| Total of Sundry Creditors | <u>91,48,860</u> | <u>2,14,20,535</u> |
| F. Other Current liabilities | | |
| Earnest Money Deposit | 7,84,638 | 5,91,163 |
| Retention Money Payable | 20,37,236 | 42,01,330 |
| Duties and Taxes Payable | 5,11,034 | 10,52,879 |
| Other current liabilities | 2,58,02,111 | 2,45,63,252 |
| Total of Other Current liabilities | <u>3,05,35,019</u> | <u>3,04,18,629</u> |

RYBERPARKS KÖZMŰKÖDŐ

SCHEDULES FORMING PART OF BALANCE SHEET AS AT 31ST MARCH 2024

| Sl. No. | DESCRIPTION | GROSS BLOCK | | | | DEPRECIATION BLOCK | | | | NET BLOCK | | |
|---------|----------------------------------|-----------------------|---------------------------|---------------------------|-----------------------|--------------------|------------------------------|---------------------------|---------------------------|------------------------------|---------------------|---------------------|
| | | As at 01.04.2024 | Additions during the year | Deletions during the year | As at 31.03.2025 | Rate (%) | Accumulated as at 01.04.2024 | Depreciation For the Year | Deletions during the year | Accumulated as at 31.03.2025 | As at 31.03.2025 | As at 31.03.2024 |
| | | (₹) | (₹) | (₹) | (₹) | | (₹) | (₹) | (₹) | (₹) | (₹) | (₹) |
| 1 | Land & Development | 60,51,400 | - | - | 60,51,400 | - | - | - | - | - | 50,53,450 | 50,53,450 |
| 2 | Air Conditioner | 12,54,86,224 | - | 13,12,840 | 12,46,73,284 | 13.91 | 6,30,00,000 | 73,05,223 | 61,34,637 | 7,97,45,487 | 4,48,11,817 | 6,70,16,433 |
| 3 | Building & Building Improvements | 77,49,95,284 | 7,41,51,528 | - | 79,62,76,812 | 3.00 | 77,86,16,198 | 3,03,73,237 | - | 20,60,90,444 | 58,60,09,431 | 60,38,63,169 |
| 4 | Computer & Accessories | 32,00,592 | - | - | 32,00,592 | 40.00 | 24,11,300 | 3,40,436 | - | 20,67,900 | 5,50,693 | 8,50,693 |
| 5 | Particulars of other machinery | 19,49,16,170 | 40,71,380 | - | 19,89,87,550 | 43.34 | 8,61,43,200 | 99,80,527 | - | 9,32,06,517 | 8,42,6,783 | 6,62,07,579 |
| 6 | Fire Fighting Equipments | 2,43,09,368 | - | - | 2,43,09,368 | 73.01 | 1,24,93,225 | 10,44,877 | - | 1,14,28,072 | 1,00,80,296 | 1,10,80,103 |
| 7 | Furniture & Fixtures | 10,43,03,077 | 23,49,000 | - | 10,66,52,077 | 28.70 | 83,23,15,920 | 1,12,36,055 | - | 34,25,45,662 | 3,43,82,817 | 5,20,15,176 |
| 8 | Other Equipments | 10,30,466 | 3,12,514 | - | 10,43,980 | 33.93 | 6,06,834 | 68,072 | - | 6,30,025 | 3,22,824 | 3,53,092 |
| 9 | Plant & Machinery | 1,86,75,264 | - | - | 1,86,75,264 | 41.01 | 1,20,36,080 | 10,46,894 | - | 1,31,07,994 | 84,77,269 | 75,15,983 |
| 10 | Miscellaneous Equipments | 2,12,648 | 2,000 | - | 2,14,648 | 28 | 1,97,335 | 13,234 | - | 1,31,060 | 80,262 | 80,118 |
| 11 | Software Licenses | 19,82,864 | 3,411 | - | 19,86,275 | 60.00 | 17,66,266 | 75,372 | - | 77,32,730 | 63,316 | 1,76,046 |
| 12 | Trade mark | 24,000 | - | - | 24,000 | 25.00 | 9,014 | 4,787 | - | 9,200 | 14,210 | 4,000 |
| | Total | 1,30,34,79,415 | 2,97,48,512 | 33,52,348 | 1,33,19,14,985 | | 60,27,02,705 | 6,28,30,440 | 19,34,548 | 55,28,36,806 | 77,60,50,324 | 81,09,06,018 |

CYBERPARKS KOZHIKODE

SCHEDULES FORMING PART OF BALANCE SHEET AS AT 31ST MARCH 2025

Schedule-H-Capital Work in Progress

(Rupees)

| Particulars | As At 01-04-2024 | Additions During the Year | Transfers/ Adjustments during the Year | As At 31-03-2025 |
|-------------------------------------|--------------------|---------------------------|--|--------------------|
| Capital work in progress- Calicut | 79,24,752 | 1,63,60,001 | 2,15,38,032 | 27,46,721 |
| Capital work in progress- Kannur | 1,00,18,912 | - | - | 1,00,18,912 |
| Capital work in progress- Kasaragod | 16,54,836 | - | - | 16,54,836 |
| Gross Total | 1,95,98,500 | 1,63,60,001 | 2,15,38,032 | 1,44,20,469 |



| | Current Period 2024-25 ₹ | Previous Period 2023-24 ₹ |
|--|--------------------------------|---------------------------------|
| <u>I. Long-term loans and advances</u> | | |
| Security Deposits | 39,62,431 | 30,26,811 |
| Total of Long-term loans and advances | 39,62,431 | 30,26,811 |
| <u>J. Trade Receivables</u> | | |
| (Unsecured, considered good) | | |
| Sundry Debtors | 5,66,41,492 | 5,03,07,728 |
| Less: Provision for bad & doubtful debts | 62,86,517 | 44,66,675 |
| Total of Sundry Debtors | 5,12,55,681 | 4,88,52,053 |
| <u>K. Cash and cash equivalents</u> | | |
| Cash in hand | 7,780 | 15,494 |
| Balances with banks & Treasury | 1,08,72,901 | 3,86,70,028 |
| Fixed Deposits | 44,76,67,838 | 54,41,96,060 |
| Total of Cash and cash equivalents | 46,85,38,519 | 38,27,81,600 |
| <u>L. Short-term loans and advances</u> | | |
| (Unsecured, considered good) | | |
| KSTPL receivable | 97,96,660 | 97,96,660 |
| Prepaid Expenses | 10,23,622 | 3,83,580 |
| Advances Others | 6,450 | 8,450 |
| CGST Paid | - | 2,000 |
| TDS Receivable | 57,05,767 | 1,09,44,845 |
| GST Receivable | 21,24,155 | 5,83,360 |
| Total of Short-term loans and advances | 1,86,56,654 | 2,17,26,875 |
| <u>M. Revenue from Operations</u> | | |
| (a) Operating revenues - Rent / Lease Charges | | |
| Rent for Module/Building | 6,64,33,175 | 9,53,49,000 |
| Operation and Maintenance Income | 3,10,62,663 | 3,00,70,238 |
| | 12,75,01,838 | 12,54,19,239 |
| (b) Operating revenues - Others | | |
| Cost of Tender Forms | 36,424 | 43,201 |
| Surcharge for delayed payments | 39,10,855 | 55,09,365 |
| Others | 8,67,655 | 96,070 |
| | 48,19,934 | 36,48,636 |
| Total of Revenue from Operations | 13,23,21,772 | 12,90,67,875 |
| <u>N. Other Income</u> | | |
| Grant received for meeting Marketing expense | 36,00,000 | 6,75,159 |
| Interest Income | 2,62,64,200 | 2,36,18,209 |
| Total of Other income | 3,12,64,200 | 2,41,93,468 |
| <u>O. Employee Benefits Expense</u> | | |
| Salaries and Wages | 1,53,84,730 | 1,29,81,366 |
| Staff Welfare Expenses | 69,252 | 24,442 |
| Total of Employee Benefits Expense | 1,64,53,982 | 1,26,05,800 |

| | Current Period 2024-25 ₹ | Previous Period 2023-24 ₹ |
|---|--------------------------------|---------------------------------|
| <u>P. Office Administration Expenses</u> | | |
| Postage & Telephone Charges | 2,60,388 | 3,62,435 |
| Travelling Expense & Conveyance Charges | 11,11,174 | 11,12,634 |
| Printing And Stationery | 30,539 | 45,876 |
| Legal & Professional Charges | 2,18,500 | 1,82,738 |
| Loss on Sale of Fixed Assets | 1,60,393 | - |
| Other Administrative Expenses | 32,65,613 | 19,59,709 |
| Donations | 10,00,000 | - |
| Provision for bad & doubtful debts | 6,29,836 | 13,27,758 |
| Total of Office Administration Expenses | 68,96,443 | 48,91,250 |
| <u>Q. Campus Operational Expenses</u> | | |
| Expenses for Utilities | 2,21,34,681 | 2,31,05,724 |
| Rates, Taxes & Insurance Charges | 3,42,650 | 3,41,977 |
| Total of Campus Operational Expenses | 2,24,77,331 | 2,34,47,701 |
| <u>R. Campus Maintenance Expenses</u> | | |
| Security Expense | 52,62,570 | 40,73,863 |
| House Keeping Expense | 56,12,480 | 45,21,236 |
| Campus Up-Keep Expense | 9,55,035 | 10,41,607 |
| Total of Campus Maintenance Expenses | 1,18,30,085 | 96,36,696 |
| <u>S. Infrastructure Support Expenses</u> | | |
| AMC Charges | 40,70,038 | 36,29,050 |
| Repairs and Maintenance Expense | 28,28,465 | 28,34,928 |
| Total of Infrastructure Support Expenses | 68,98,503 | 64,63,978 |
| <u>T. Promotional Expenses</u> | | |
| Ignite Internship Stipend | 11,97,408 | (7,97,082) |
| Promotional Expenses | 43,74,571 | 72,59,922 |
| Advertisement Charges | 12,68,330 | 13,00,227 |
| Total of Promotional Expenses | 68,40,309 | 77,63,067 |
| <u>U. Finance Costs</u> | | |
| Bank charges | 5 | 16 |
| Total of Finance Costs | 5 | 16 |
| <u>V. Depreciation and Amortization Expenses</u> | | |
| Depreciation of Tangible Assets | 6,20,98,449 | 70,64,252 |
| Total of Depreciation and Amortization Expenses | 6,20,98,449 | 70,64,252 |

CYBERPARKS KOZHIKODE

SCHEDULE-W

Significant Accounting Policies forming part of the Balance Sheet and Income and Expenditure Account for the year ended 31st March 2025.

1. Basis of Preparation of Accounts: -

The accompanying financial statements have been prepared in accordance with the historical cost conventions and on an accrual basis. Accounting policies have been consistently applied except where a newly issued accounting standard is initially adopted or a revision to an existing accounting standard requires a change in the accounting policy hitherto in use.

2. Revenue Recognition: -

Income has been recognized on accrual basis. However, where the ultimate collection lacks certainty, the revenue recognition is postponed.

3. Property, Plant & Equipment and Depreciation:

3.1 Property, Plant & Equipment are carried at cost of acquisition (net less depreciation). Cost of fixed assets includes all expenses wholly and exclusively meant for acquiring/creating fixed assets.

3.2 Depreciation has been charged on written-down value method. Proportional depreciation has been charged in respect of assets capitalized & acquired and sold during the year. Depreciation has been arrived at as per the rates provided in Schedule F of the accounts.

4. Government Assistances:

- 4.1 Government contribution towards infrastructure development is credited to Capital Fund in the year of its receipt.
- 4.2 Government contribution for meeting the revenue expenditure is shown as income in the Income and Expenditure Statement.

5. Stock of Stationery being insignificant is not recognized in the accounts.

6. Employee Benefits: -

The company has a non-funded defined benefit plan for post-retirement benefit in the form of gratuity for its employees. The liability for the defined benefit plan is provided as a charge to the Profit and Loss Account on the basis of half-monthly salary for each completed year of service for all its employees who have completed 5 years of service as on the Balance Sheet date.

Leave Salary is expensed as and when paid.

CYBERPARKS KOZHIKODE

SCHEDULE-X

Notes on Accounts forming part of the Balance Sheet and Income and Expenditure

Account for the year ended 31st March 2025.

1. Electricity and Water charges are shown as the net of debit and credit and disclosed under the head "Campus Operational Expenses". (Schedule 2)
2. An amount of Rs.74,36,20,000/- (Rs. 74,36,20,000/-) shown in Schedule II represents Government of Kerala NABARD - RIDF assistance, which is refundable in nature. As per GO dated 21/05/2018, Cyberpark has to repay with interest at the rate of 6% on the amount so received from the year 2018-19 & principal from year 2020-21. However, since the Society does not have adequate funds to repay the assistance, an application was given to Government of Kerala pointing out the inability to refund the above assistance. Since the application is pending before the Government of Kerala, no provision for interest payable was made in the accounts.
3. As per the information available, there are no amounts due that require provisioning as per the requirement of the Micro Small and Medium Enterprise Development Act, 2006.
4. The demand raised by the Olayamra Grama Panchayat for property tax for Sinyu IT Building for the years 2017-18 to 2022-23 amounting to Rs. 1,20,80,601/-, which was pending before the First-Class Judicial Magistrate Court, Kozhikode, has been decided in favour of Cyberpark by the Honorable High Court. Accordingly, no liability arises in respect of the said demand.
5. Vide G.O (Rt) No.161/2010/ITD, dated 06.08.2010, and vide G.O (Rt) No.51/2011/ITD, dated 15.03.2011, 17.50 crores have been released to Cyberpark under state Gram under the head of account-4899-02-800-98(Plan). Out of Rs.17.50 Crores, Rs.3.75 Crores were marked for Kannur Cyberpark and Rs.0.75 Crores for Kasaragod Cyberpark for the initial infrastructure development works.

Out of Rs.4.50 crores received, (Rs.3.75 crores for Kannur & Rs.0.75 crores for Kasaragod) Rs.1,00,18,912/- has been spent for the initial infrastructure development works at Kannur & Rs.16,54,636/- towards Kasaragod and the same has been accounted in the books of account of Cyberpark under Capital work-in-progress.

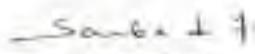
Since 2012-13, project and development work of Kannur & Kasaragod Cyberparks were directly undertaken by M/s Kerala State IT Infrastructure Limited (KSITIL). Vide G.O.(Rt.) 174/2015/ITD, dated.03/08/2015, government has accorded KSITIL as the executing authority and the agency for the infrastructure development at Kannur and Kasaragod Cyberpark. Since the assets do not form part of Cyberpark Kozhikode, the assets are proposed to be transferred to concerned agency, KSITIL at the earliest.

Based on the direction of the executive council, a letter has been submitted to the Government for a decision in this regard. Pending finality of the matter, no adjustment has been made in the books of accounts.


6. An amount of Rs.52,85,511/- has been created as provision for Bad and Doubtful debts and this has been reduced from the Sundry Debtors and reported (Schedule J) in the Balance sheet.
7. Previous year's figures and accounts have been re-grouped or re-classified wherever found necessary to conform to current year's classification.
8. Figures have been rounded off to the nearest Rupee.

On behalf of the Executive Council
of Cyber Parks, Kozhikode

As per Our Report of Even
Date Attached


Seeram Sambasiva Rao IAS
Chairman, Executive Council
Special Secretary to Government
(Electronics & IT Dept.)
Government of Kerala


Susanth Kurunthil
Chief Executive Officer
Cyberparks Kozhikode


Vipin Kumar S
Treasurer
Cyberparks Kozhikode


Shajju N Lal
Secretary-Registrar
Cyberparks Kozhikode

Place: Kozhikode
Date:



Marketing Activities & Other Event Update

MARKETING ACTIVITIES

Discussions are ongoing with investors and co-developers to explore long term leasing of land and construction of Centre Of Excellence within the Cyberpark campus. Cyberpark has also engaged international property consultants and marketing efforts are in place to attract co-developers investors to lease land on long term inside Cyberpark campus for pursuing IT/ITeS investments.

Cyberpark has an ambitious goal to "plan, develop and market the city as the most preferred IT/ITeS investment business destination in India", thereby creating ample job opportunities. As a part of this initiative Cyberpark has joined hands with Calicut Innovation & Technology Initiative (CITI 2.0) which has been formed by the following key stakeholders: Malabar Chamber of Commerce (MCC), Calicut Forum for IT (CAFIT), CREDAI, Calicut Management Association (CMA), Govt. Cyberpark Kozhikode, UL Cyberpark, KSITIL, NIT Calicut, and IIM Kozhikode. As a part of this, Kerala Technology Expo "KTX" annual flagship event was conducted successfully in the year 2024 and is also planned for the coming year and beyond to promote Kozhikode by projecting it on the global map and augmenting the IT sector of the Malabar region.



The Human Face of Cyberpark

(Activities from April 2024 TO March 2025)



Medical Awareness Class and Free Consultation in association with Kottakkal Arya Vaidya Sala.



NASSCOM session on "Rewiring Growth in a Changing Technology Landscape".



Blood donation campaign in collaboration with MVR Cancer Centre.



Inauguration of SAHYA Premier League.



Introductory meeting with CITI 2.0 to strategise on advancing in the IT/ITeS sector in Malabar.



Ipix Technologies emerged victorious after defeating Axel Technologies by a convincing 5 goals!



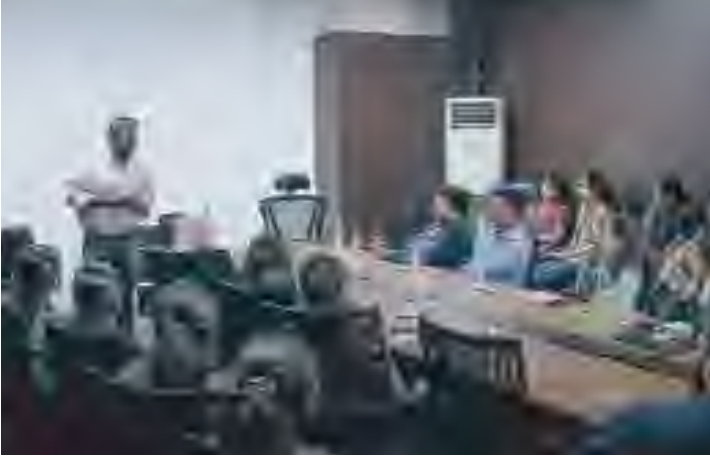
Eye checkup and blood pressure camp on World Hypertension Day.



Sargasheshi Handicraft Show: Empowering Women, Celebrating Tradition.



Awareness meeting held by Kerala Shops & Establishments Workers Welfare Fund Board.



HR forum was held in collaboration with NASSCOM.



POSH Act Awareness Session for Cyberpark's IT employees.



Kerala IT Parks contributed Rs 2.10 crore towards the Chief Minister's Distress Relief Fund (CMDRF).



Inauguration of REBOOT 24 at calicut trade center.



Future of Technology and Innovation with Generative AI session in collaboration with KSIDC and IBM.



Workshop on electrical safety conducted with KSEB.



Celebrated World Environment Day with a “Say No To Plastic” message.



Government Cyberpark and RED FM joined forces to observe International Yoga Day.



NIT Calicut students explore HVAC Systems at Cyberpark Kozhikode.



Kerala IT Pavilion Shines at Convergence India Expo 2025.



Cyberpark Welcomes PeakAir, Elevating Digital Connectivity in Kozhikode.



The Kerala Business Quiz League, Malabar Edition, commenced at UL Cyberpark.



The Malabar Development Forum held a significant meeting at Cyberpark.



Cyberpark Honours Retiring Assistant Development Commissioner.



Poshan Abhiyan brings Breastfeeding Awareness to Cyberpark community.



Physiotherapy: Free Sessions for Cyberpark community.



Midhun P Crowned Winner of Cyberpark Photo Contest.

When the Press Covered Us

Malabar Business Quiz League to start next month

The Hindu Bureau
KOZHIKODE

Taking forward the State government's objective of a flagship annual gaming event for the IT workforce to relax, the stage has been set for a five-month Malabar Business Quiz League starting August that also seeks to upgrade the business knowledge of the

Five-month event to extend State govt's objective of a flagship annual gaming event for the IT workforce to relax

and success stories in the country's business, with emphasis on Kerala. All

CM: Govt aims to establish one playground in each ward

EXPRESS NEWS SERVICE
@Kozhikode



The state will also create a sports economy to improve infrastructure in the sports sector to provide world-class facilities

Pinarayi Vijayan, Chief Minister

CHIEF Minister Pinarayi Vijayan inaugurated the state-of-the-art Cyber Sports Arena built at Cyberpark in Kozhikode via online medium on Friday. The arena has been built as part of promoting IT, sports and fitness among Cyberpark employ-

a sports economy to improve infrastructure in the sports sector to provide world-class facilities," he said. Pinarayi said that the healthcare of IT employees was very important and lauded the efforts of the Cyberpark in establishing the sports arena. "It is reported that India's IT exports will touch \$300 billion in the next two years, and according to the report prepared by the government, an impor-

IT sector. In 2016, the total IT employees in Kerala were 80,000 and today, it has over 80% to reach 1.7 lakh. Government is making efforts to increase the total IT exports, said "Once the TechnoZone in Kochi is operational, it will be the largest tech incubator in Kerala. The centre of excellence in aerospace sector in Thiruvananthapuram will also become a hub," he said.

Chief Minister Pinarayi to open Sports Arena at Cyberpark today

EXPRESS NEWS SERVICE
@Kozhikode

CHIEF Minister Pinarayi Vijayan will inaugurate Cyber Sports Arena at Kozhikode Government Cyberpark through video conference on Friday at 4.30pm as part of promoting IT, sports and fitness among Cyberpark employees.

Cyberpark has taken the initiative to establish the Sports Arena as part of relaxation for their employees.

ness and entertainment. According to the officials, "Engaging in sports can have positive effects on overall well-being and potentially contribute to increased productivity among employees". Studies show that physical activity triggers the release of endorphins, which are natural mood enhancers and reduce stress levels.

Football turf of 1,017 square feet each, one 20x10 ft seven-a-side football turf, a basketball turf of 640 square feet and two double's shuttle badminton courts. MLA Ahmed Devarakodil will preside over the function.

Govt. Cyberpark charts out new development plan

With the state's overall economic growth, the facility is proposed as a new development plan.



The Sports Arena

CHIEF Minister Pinarayi Vijayan will inaugurate Cyber Sports Arena at Kozhikode Government Cyberpark through video conference on Friday at 4.30pm as part of promoting IT, sports and fitness among Cyberpark employees.

Kozhikode Cyberpark releases logo to mark its 15th anniversary

Chief Minister to open recreation centre for IT employees on Feb. 24
Cyberpark sends proposal to govt. for second building on campus

The Hindu Bureau
KOZHICKODE



Kozhikode Government Cyberpark kicked off its 15th anniversary celebrations by releasing a special logo and putting an EV charging station on the premises of the 42-acre IT park.

Chief Minister Pinarayi Vijayan will inaugurate Cyber Sports Arena at Kozhikode Government Cyberpark through video conference on Friday at 4.30pm as part of promoting IT, sports and fitness among Cyberpark employees.

മലബാർ അക്കാദമി അവാർഡ് ഗവ. സൈബർ പാർക്കിന്



മലബാർ അക്കാദമി അവാർഡ് ഗവ. സൈബർ പാർക്കിന്. ചീഫ് മിനിസ്റ്റർ പിണറയി വിജയൻ സൈബർ പാർക്ക് അതിന്റെ 15-ആം വാർഷികം അടയാലുള്ള മലബാർ അക്കാദമി അവാർഡ് സമ്മാനിച്ചു.

CHIEF Minister Pinarayi Vijayan will inaugurate Cyber Sports Arena at Kozhikode Government Cyberpark through video conference on Friday at 4.30pm as part of promoting IT, sports and fitness among Cyberpark employees.

CHIEF Minister Pinarayi Vijayan will inaugurate Cyber Sports Arena at Kozhikode Government Cyberpark through video conference on Friday at 4.30pm as part of promoting IT, sports and fitness among Cyberpark employees.

CHIEF Minister Pinarayi Vijayan will inaugurate Cyber Sports Arena at Kozhikode Government Cyberpark through video conference on Friday at 4.30pm as part of promoting IT, sports and fitness among Cyberpark employees.



IT Parks' participation at GITEX made a significant impact, resonating strongly with industry leaders and attendees.

Govt. Cyberpark registers 15% growth in IT exports

NEW DELHI: The Government of Karnataka (GoK) has reported a 15% increase in IT exports from the state in the first quarter of 2024, compared to the same period last year. The growth is attributed to the state's focus on IT infrastructure and government support.

THE GOVT. REPORT

Software exports from the state's IT parks in the first quarter of 2024 reached a record of ₹1,200 crore, a 15% increase over the same period last year. The growth is attributed to the state's focus on IT infrastructure and government support. The GoK has invested ₹500 crore in IT infrastructure in the state, which has helped attract more IT companies. The state's IT parks have also benefited from the government's support in terms of land, power, and other facilities. The growth in IT exports is a positive sign for the state's IT industry and is expected to continue in the coming quarters.



The state's IT parks have also benefited from the government's support in terms of land, power, and other facilities. The growth in IT exports is a positive sign for the state's IT industry and is expected to continue in the coming quarters.

The state's IT parks have also benefited from the government's support in terms of land, power, and other facilities. The growth in IT exports is a positive sign for the state's IT industry and is expected to continue in the coming quarters.

The state's IT parks have also benefited from the government's support in terms of land, power, and other facilities. The growth in IT exports is a positive sign for the state's IT industry and is expected to continue in the coming quarters.



Cyber Cricket League 2024: A Thrilling Start.



Secure Tea - Talk Series #1:
Unleashing Secure Coding Practices .



Cyberpark receives the prestigious Ecosystem Partner (Kozhikode) Award from the ICT Academy of Kerala.



Cyberpark photo contest exclusively for Cyberpark employees.



Cyberpark stands united in support of our incredible team, Calicut FC.



Cyberpark hosted the HR Connect with K-DISC and KKEM.



IT professionals, including a team from Cyberpark at KTX.



Cyberpark bids farewell to Mrs Jayanthi Lekshmi, CFO of Kerala IT Parks.



CyberTech Business Meet with an Israeli delegation discussed critical advancements in cybersecurity and system integration.



Cyber Cricket League 2024: Phoenix Renegades Rise to Victory.



Kerala Business Quiz League – Malabar Edition kicks off at UL Cyberpark.



Cyberpark Officials Participate in Huddle Global 2024.



Cyberpark Celebrates Holi – A Festival of Colours.



MAD 2025: Cyberpark New Year Celebration.





The Invest Kerala Global Summit 2025.



ISO 9001:2015 Internal Auditor Training for Cyberpark Officials.



KTX Global 2025 Awareness Drive at Cyberpark.



Cyberpark Welcomes Soxo to Its New Workspace.



An enlightening session in collaboration with Soocher and CAFIT.



Cyberpark Staff Observes National Constitution Day.



Cloud Native Calicut Chapter Kickoff at Cyberpark.



Cyberpark proudly participated in the UNBOUND event at the Bengaluru Tech Summit 2024.



CITI 2.0 organised the National Cybersecurity Conclave, a collaborative event in partnership with CERT-In and ISAC, curated by SKILLABLERS.



Cyberpark Celebrates India's 76th Republic Day with fervour.



HVAC training session for the maintenance team.

Major Focus 2025-26

- **Construction of Second IT Building**
- **Long Term Land Leasing**
- **Destination Kozhikode**
- **Marketing & Branding Activities**
- **300kWp Solar Power Project**
- **Revamping of Waste Management System**

